

Action Key		PI Key	
	Cancelled		Alert - > 10% off target
	Overdue		Warning - < 10% off target
	Some concerns - milestone(s) missed		OK - on or above target
	In Progress		Unknown
	Complete		Data Only



## Communities Committee Performance Scorecard 2023/24

### Projects & Actions

Actions 1 3 5

### Key PIs

PIs 7 2 15 0 0

Community Engagement Strategy

No. of Worcester Community Grants awarded

% HMO licence applications inspected

Review Public Space Protection Order (2021)

No. of Community events supported

% of prevention duty discharges resulting in settled accommodation outcome

Commissioning a private sector stock condition

Number of community connectors

% of relief duty discharges resulting in settled accommodation outcome

Community Committee Capital Projects

Number of ABCD conversations

Delivery of Homelessness and Rough Sleeper Strategy and Action Plan

Find It Do It Worcester

No. households in TA

Delivery of Housing Enabling Strategy & Delivery

No. of appearances across all social media

No. families in TA

Review and recommissioning of Promoting Independent Living contract

Number of young people engaged with in response to referrals re. ASB hot spot reactive work

No. families in B&B over 6 weeks

% of ASB enquiries resolved within 1 month

No. households assisted into Private Rented Accommodation

Options appraisal of identified need and modelling for future provision of temporary accommodation

Property marking to deter theft of personal possessions

Housing Waiting list

Minimum Energy Efficiency Standard (MEES) enforcement project

Number of affordable housing completions

Active participation at leisure centres

% of people owed a main housing duty

Number of sport and play activities participants

No. of properties improved as a result of

Tennis in Parks - Participation for free

Tennis in Parks - Paid for Participation

# Communities Committee Performance Report





## Communities Projects and Actions 2023/24



Action Status	
	Cancelled
	Overdue; Neglected
	Unassigned; Check Progress
	Not Started; In Progress; Assigned
	Completed



Community Engagement Strategy	
<ul style="list-style-type: none"> <li>A broad range of approaches to community engagement are being undertaken supported by and enabled through the Community Engagement team with outcomes and delivery outlined within the PI's reported in the committee scorecard.</li> <li>Asset Based Community Development (ABCD) and its key principles have been adopted and embedded within the service.</li> <li>Officers will draft a Council-wide community engagement strategy for review by the end of 2023.</li> </ul>	<b>Sponsor</b> Tom Mountford
	<b>Due Date</b> 30-Mar-2024
	<b>Original Due Date</b> 30-Mar-2023
	<b>Current Status</b>
	<b>Expected Outcome</b>

Review Public Space Protection Order (2021)	
<ul style="list-style-type: none"> <li>The 3 Public Space Protection Orders (PSPO's) put in place during 2021 are due to expire in 2024. In order to inform and to propose recommendations to Communities Committee for the need and benefit of these orders, the council is first required to consult with residents.</li> <li>In consultation with Chair and Vice Chair of Communities Committee, it has been established that there will be one survey conducted in the autumn of 2023 to cover all 3 PSPO's rather than 3 individual surveys. These will be delivered in a range of ways to ensure inclusivity and access for residents to engage with the consultation process.</li> <li>Officers have created a draft questionnaire and consultation plan to engage with residents and identify locations of concern as well as assisting in interpreting</li> </ul>	<b>Sponsor</b> Tom Mountford
	<b>Due Date</b> 31-Mar-2024
	<b>Original Due Date</b> 31-Mar-2023
	<b>Current Status</b>
	<b>Expected Outcome</b>

<p>the results of the consultation. The consultation will go live on 20th October and run till 27th November 2023.</p> <ul style="list-style-type: none"> <li>The results of the survey will be presented to Communities Committee in January 2024.</li> </ul>	
--	--

<b>Commissioning a private sector stock condition survey</b>	
<p>The commission of a private sector stock condition survey has been completed. The successful contractor has been appointed and they are due to submit the final survey report in June 24.</p>	<b>Sponsor</b> Tom Mountford
	<b>Due Date</b> 31-Jul-2023
	<b>Original Due Date</b> 31-Mar-2021
	<b>Current Status</b> 
	<b>Expected Outcome</b> 

<b>Community Committee Capital Projects</b>	
<ul style="list-style-type: none"> <li>Elbury Mount ASB- A range of measures have been identified to mitigate any reoccurrence and future issues including cutting back trees and the installation of barriers to limit access by unauthorised vehicles. Works will be undertaken in the autumn/ winter of 23/24 - an update report will be taken to Communities Committee in 2024 with outcome report to close this project once works have been undertaken.</li> <li>Comer Gardens Institute- work has progressed on this proposal with further discussion undertaken with the Comer Gardens Association Committee before a report on this project will be presented to Communities Committee in January 2024.</li> </ul>	<b>Sponsor</b> Lloyd Griffiths
	<b>Due Date</b> 30-Mar-2023
	<b>Original Due Date</b> 30-Mar-2023
	<b>Current Status</b> 
	<b>Expected Outcome</b> 



<b>Delivery of Homelessness and Rough Sleeper Strategy and Action Plan</b>	
<p>All actions are on target. Progress on actions during quarter 2 includes:</p> <ul style="list-style-type: none"> <li>Positive outcomes achieved in the co-ordination of different funding streams with partner agencies to ensure effective service coverage and to avoid duplication.</li> <li>A partnership of agencies providing services to homeless households have developed a shared set of principles and a universal definition of and processes for managing risk. Feedback from other relevant partners is currently being sought on the draft document prior to a final draft being adopted by all partner agencies.</li> <li>New prison pathway went live 1st September to improve the process for individuals to access accommodation on release from prison.</li> </ul>	<b>Sponsor</b> Tom Mountford
	<b>Due Date</b> 31-Mar-2026
	<b>Original Due Date</b> 31-Mar-2026
	<b>Current Status</b> 
	<b>Expected Outcome</b> 

<ul style="list-style-type: none"> <li>WCC is working with WHABAC to utilise government funding under the Accommodation for Ex-Offenders scheme to increase the supply of accommodation available to ex-offenders. 4 properties have come into the scheme to date - this is on target with goals and projections.</li> <li>Work in progress to embed and refine safeguarding referral mechanisms and to streamline the process.</li> </ul>	
--	--



**Delivery of Housing Enabling Strategy & Delivery Plan**

<p>The Affordable Housing Delivery Manager post has been recruited to and commenced on 21st September, initially for 2 days per week, increasing to FT in mid-November.</p> <p>The Affordable Housing Development group has continued to meet monthly to collectively and strategically review sites, opportunities and provide a forum to progress opportunities for Affordable Housing Delivery.</p> <p>A Registered Provider liaison group continues to meet quarterly to discuss opportunities for development and the provision of Affordable Housing delivery in the City.</p> <p>Meetings have been undertaken with senior leaders at key RP's to develop relationships &amp; explore opportunities for development directly as well as with key government departments (Homes England and DLUHC).</p> <p>An initial 6-month update report on delivery of the Housing Enabling Strategy will be brought to Communities Committee in November 2023.</p>	<b>Sponsor</b>	Tom Mountford
	<b>Due Date</b>	31-Mar-2026
	<b>Original Due Date</b>	31-Mar-2026
	<b>Current Status</b>	
	<b>Expected Outcome</b>	



**Review and recommissioning of Promoting Independent Living contract**

<p>09-Oct-2023 Individual stakeholder meetings have been undertaken by Foundations to collate feedback on current provision and to inform requirements for future contract/specification. Project Board meetings have been held monthly and Vision session with key stakeholders due to be undertaken on 27th October 2023.</p> <p>Recommissioning process and timescales remain on track with proposal to be brought to Communities Committee in June/ July 2024.</p>	<b>Sponsor</b>	Tom Mountford
	<b>Due Date</b>	31-Mar-2025
	<b>Original Due Date</b>	31-Mar-2025
	<b>Current Status</b>	
	<b>Expected Outcome</b>	

**Options appraisal of identified need and modelling for future provision of temporary accommodation**

<p>The current use and occupation of Park Street, a Council owned building currently used to accommodate single homeless households through a commissioned service has been reviewed and business case developed and approved to cease the current provision in November 2023. The building comprised of self contained flats, will be brought back in to the direct management of the Council for use as temporary accommodation which will reduce the use of B &amp; B accommodation and reduce costs to the Council. Decommissioning including move on support is currently underway.</p> <p>The provision of Temporary Accommodation at Bath Road has been extended with the current provider following a successful trial period during which a number of improvements and adaptations were undertaken- this also has led to a reduction in the use of B &amp; B/ hotel accommodation.</p> <p>Searches are being undertaken by a partner Registered Provider surrounding the provision of 10 units of Domestic Abuse Safe Accommodation and it is anticipated that delivery of these will be imminent.</p> <p>A revised trial structure in the Strategic Housing team has also been implemented from 16th October with a support and accommodation team established to provide a dedicated focus on both support and the provision and management of Temporary Accommodation.</p>	<b>Sponsor</b>	Tom Mountford
	<b>Due Date</b>	31-Mar-2024
	<b>Original Due Date</b>	31-Mar-2024
	<b>Current Status</b>	
	<b>Expected Outcome</b>	

**Minimum Energy Efficiency Standard (MEES) enforcement project**

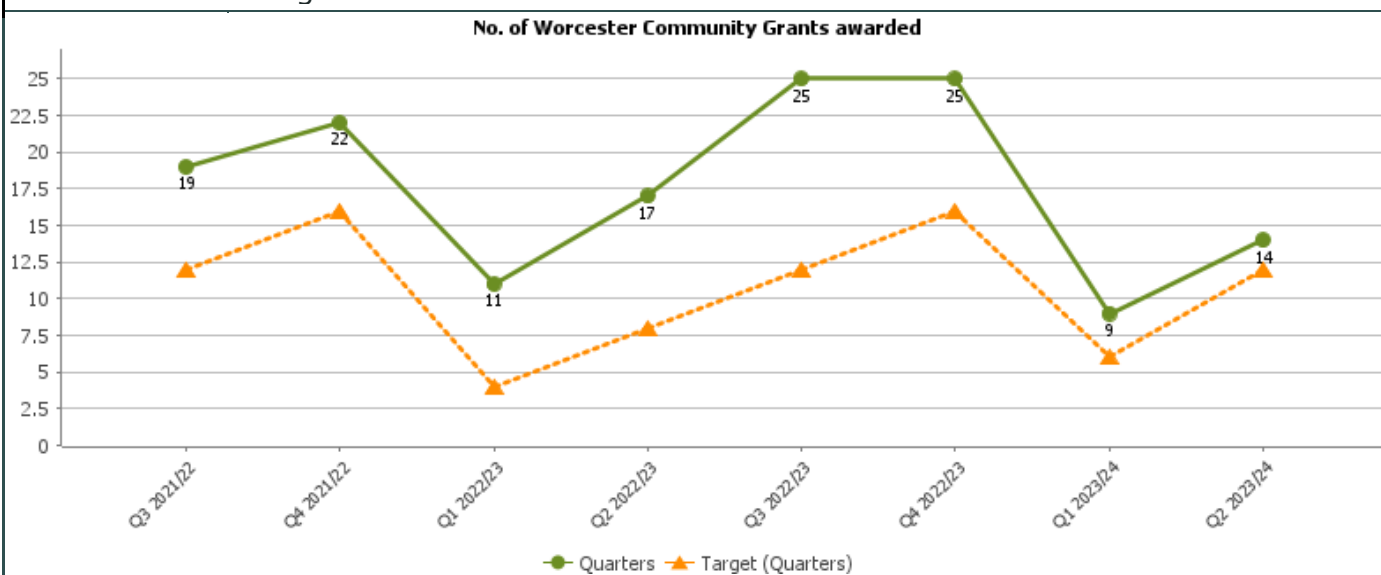
<p>During this quarter and additional 14 Compliance notices have been served and 6 Final Penalty Notices. Leaving 4 properties out of 235 properties which have yet to be investigated due to incorrect or lacking ownership information.</p>	<b>Sponsor</b>	Tom Mountford
	<b>Due Date</b>	31-Dec-2024
	<b>Original Due Date</b>	31-Dec-2024
	<b>Current Status</b>	
	<b>Expected Outcome</b>	

## Communities Key Performance Indicators 2023/24

PI Status	
	Alert
	Warning
	OK
	Unknown
	Data Only

### No. of Worcester Community Grants awarded

**Description:** Worcester City Council recognises the importance of volunteering in building strong and connected communities. The PI monitors the number of local organisations awarded Community Grants; One Worcester Community Grants - open to community groups and voluntary sector organisations working across the city of Worcester. Up to £5,000 in match funding is available from this grant.



<b>RAG</b>		<b>Current Value</b>	14	<b>Sponsor</b> Tom Mountford
Aim to Maximise		<b>Current Target</b>	12	

Since July the grants panel have received and reviewed 5 applications. 2 successful applications 1 being funded through UKSPF and 1 application pending awaiting further clarification.

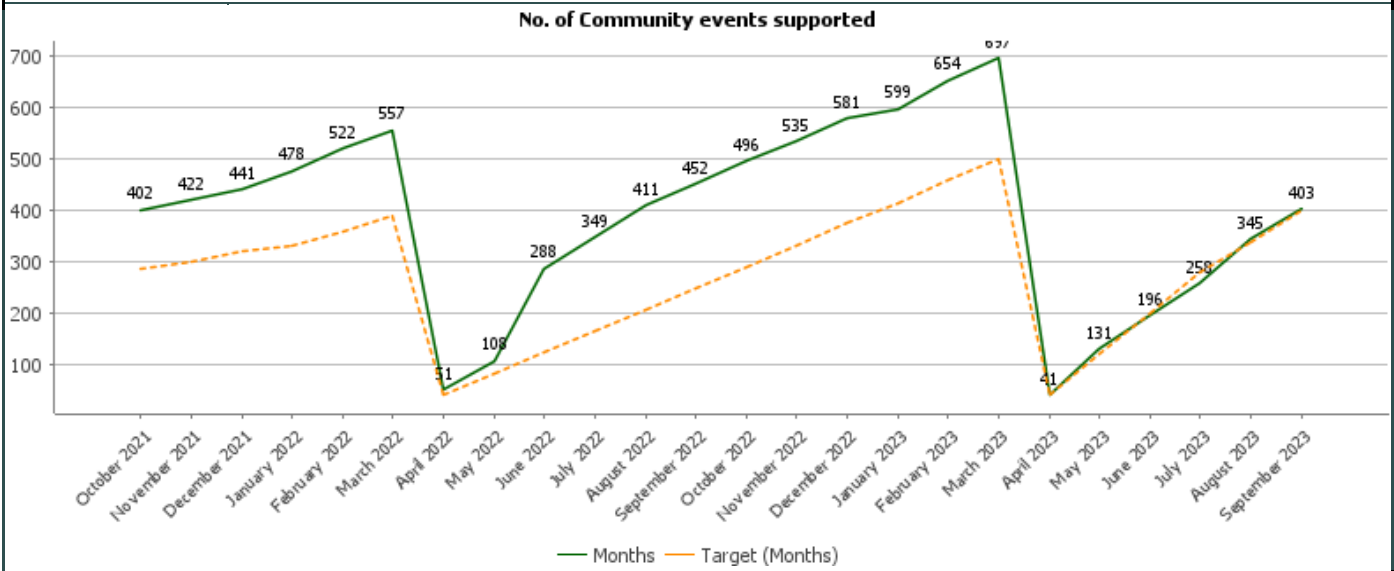
- Worcester BID
- Relate Worcestershire
- Worcester Community Trust
- Moonstone Support Services
- Action for Children

1 project was not progressed by the applicant and 1 did not meet the criteria.

--

**No. of Community events supported**

**Description:** Number of events in community venues supported by the community engagement team - includes weekly walks



<b>RAG</b>		<b>Current Value</b>	403	<b>Sponsor</b> Tom Mountford
Aim to Maximise		<b>Current Target</b>	400	

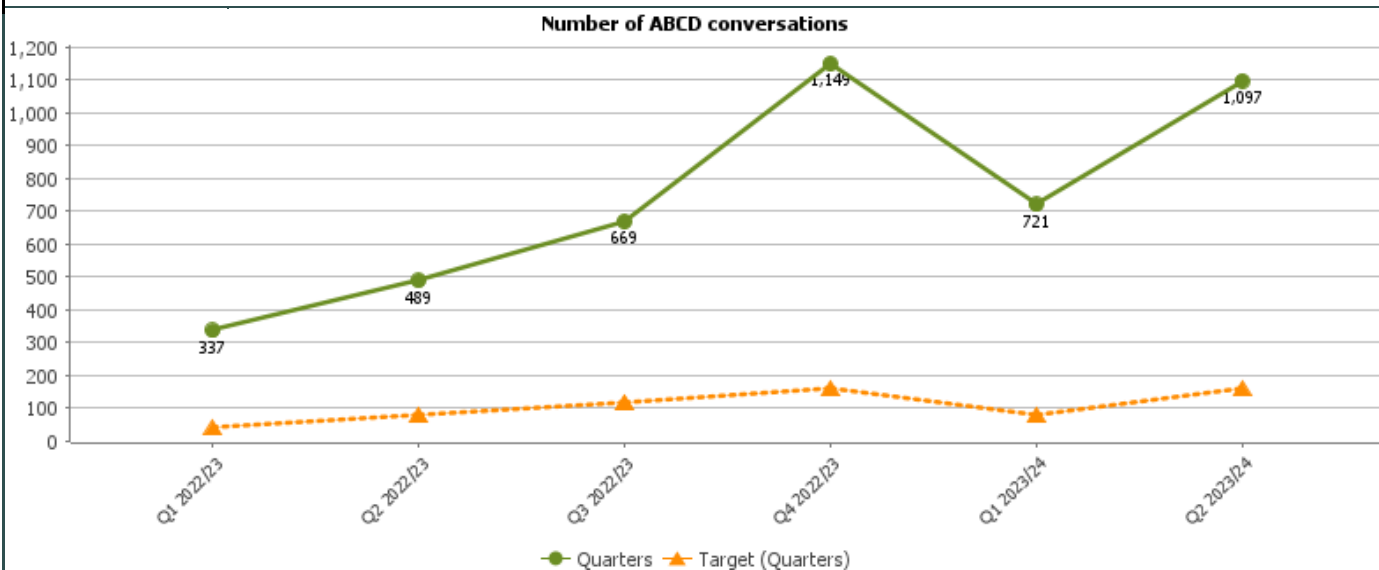
Q2 update.

207 events took place during Q2, which is above the target of 120 for the quarter. There has been a recovery in the number of events taking place, likely due to improved weather over the later summer months. We note a general reduction in event applications and enquiries based on last year's data. Anecdotal evidence suggests this may be due to economic conditions and the prolonged bad spell of weather during the peak summer months.

Q2 has featured the usual mix of community and commercial events, including litter picks and practical park events up to large scale events such as Worcester Show, Fake Festival or Worcester City 10k.

## Number of ABCD conversations

**Description:** Asset Based Community Development Outcomes (No of conversations, groups formed etc). Increasing community awareness and engagement in services.



<b>RAG</b>		<b>Current Value</b>	1,097	<b>Sponsor</b>	Tom Mountford
	Aim to Maximise	<b>Current Target</b>	160		

The Community Engagement Team have held 376 meaningful ABCD conversations during Q2.

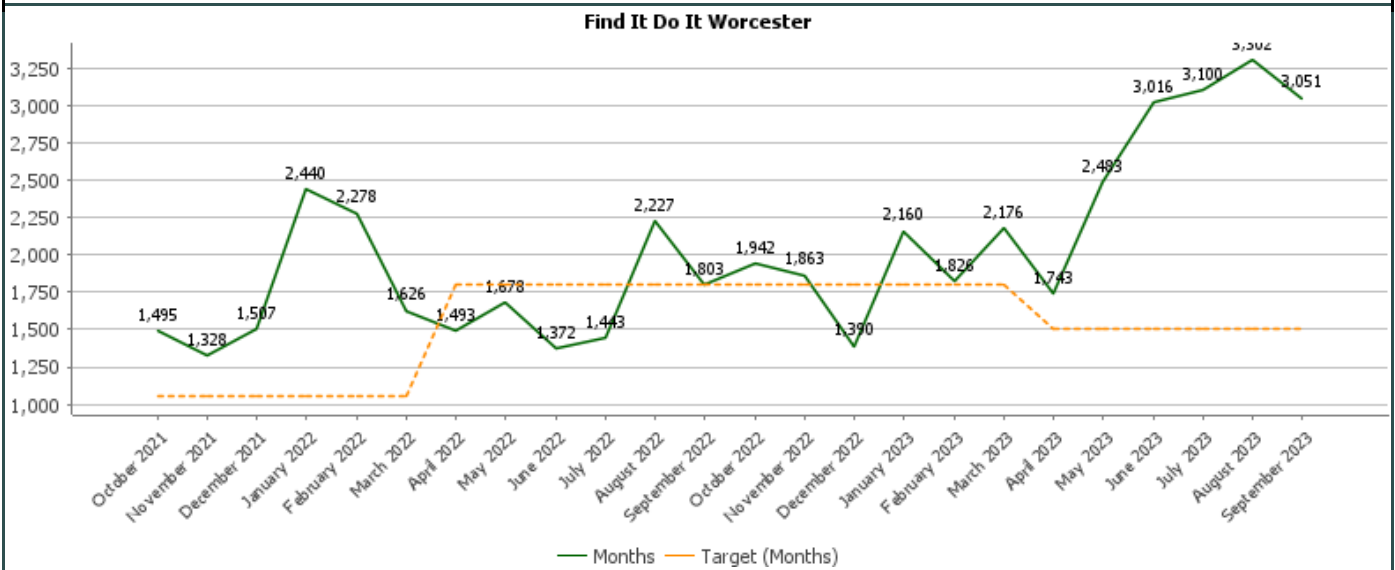
Broadly, a meaningful conversation is classed as one where the relationship between the community builder (staff) and a resident or connector is able to grow i.e. a conversation where we learn something about the person, such as a skill or interest. This takes multiple conversations and an element of active listening, but will over time, develop into a trusting relationship where opportunities and aspirations to contribute to the community can be explored, or pre-existing contributions celebrated. The holy grail is being able to recognise a member of the community as a connector – a person who is well known within their community, that is willing and able to connect others to share opportunities, realise skills and encourage participation.

Example - a resident that Community Engagement met while attending a community coffee morning – During initial conversation, this person expressed an interest in the environment and caring for their local park, and after several conversations was encouraged to attend a local park litter pick. This person then went on to volunteer for the Worcester Show, and now plays an active role as part of the planning team and is increasingly active within their community.



## Find It Do It Worcester

**Description:** Number of unique visits to Find It Do It Worcester



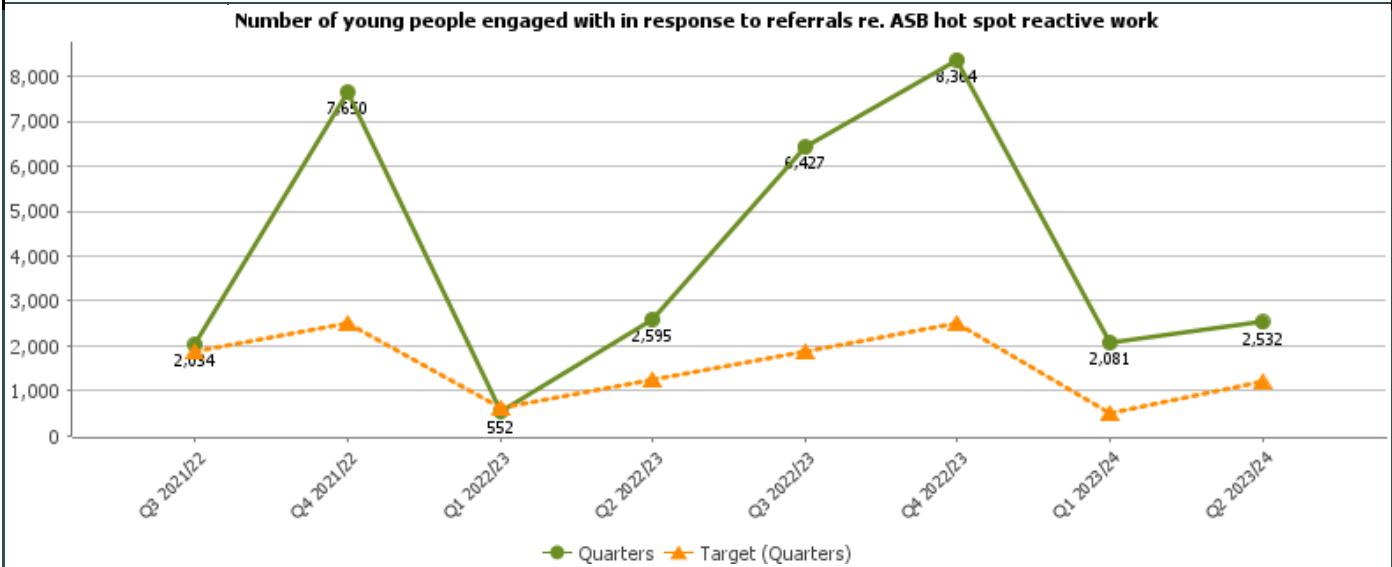
<b>RAG</b>		<b>Current Value</b>	3,051	<b>Sponsor</b> Tom Mountford
	Aim to Maximise	<b>Current Target</b>	1,500	

During September 2023, The Find It Do It (FIDI) web portal received 3,051 unique page visits. The promotional campaign continues with refreshed posters that have been placed in 38 park notice boards across the city this month.

FIDI is an online resource for clubs, societies and individuals to register activities and venues in Worcester. The KPI is measured by unique users visiting the site and is recorded via Google Analytics.

## Number of young people engaged with in response to referrals re. ASB hot spot reactive work

**Description:** Number of young people worked with in community settings through detached work (e.g. KGV; Ronkswood; St Peters; Tolladine) following referrals re. ASB hot spot reactive work. Referrals are received from range of partners.



<b>RAG</b>		<b>Current Value</b>	2,532	<b>Sponsor</b>	Tom Mountford; Warwick Neale
	Aim to Maximise	<b>Current Target</b>	1,200		

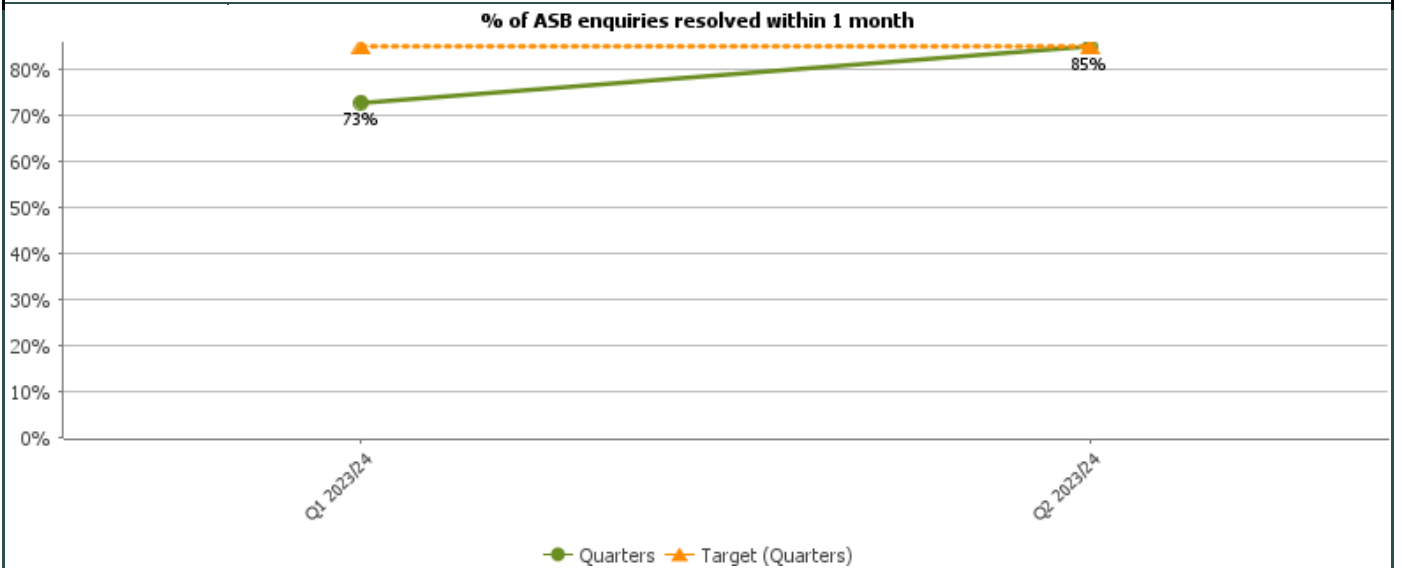
Patrols have been undertaken across a range of identified hotspots during the quarter including social housing areas, train station, bus depot and parks across the City. There has been an increase in numbers accessing the Mc Donald's drop in, and now the new drop in at St Helens church on a Thursday as well as the regular Wednesday YMCA.

Targeted intervention has, and will continue to be carried out on suspicion of /and actual County Lines

Early intervention is still a priority and continues in the following education establishments: Aspire, Nunnery, Bishops, CWLC, Newbridge PRU, University and Sixth form, How colleges & Tudor where either drop ins or targeted lessons have been undertaken to prevent permanent exclusions and raise awareness & consequences of behaviour on various requested or intelligence led subject matters including gang involvement, online safety, criminal damage and risky behaviour.

### % of ASB enquiries resolved within 1 month

**Description:** The percentage of anti-social behaviour enquiries that have been successfully resolved within 1 calendar month. To include percentage satisfaction with handling of case and with outcome of case within narrative.

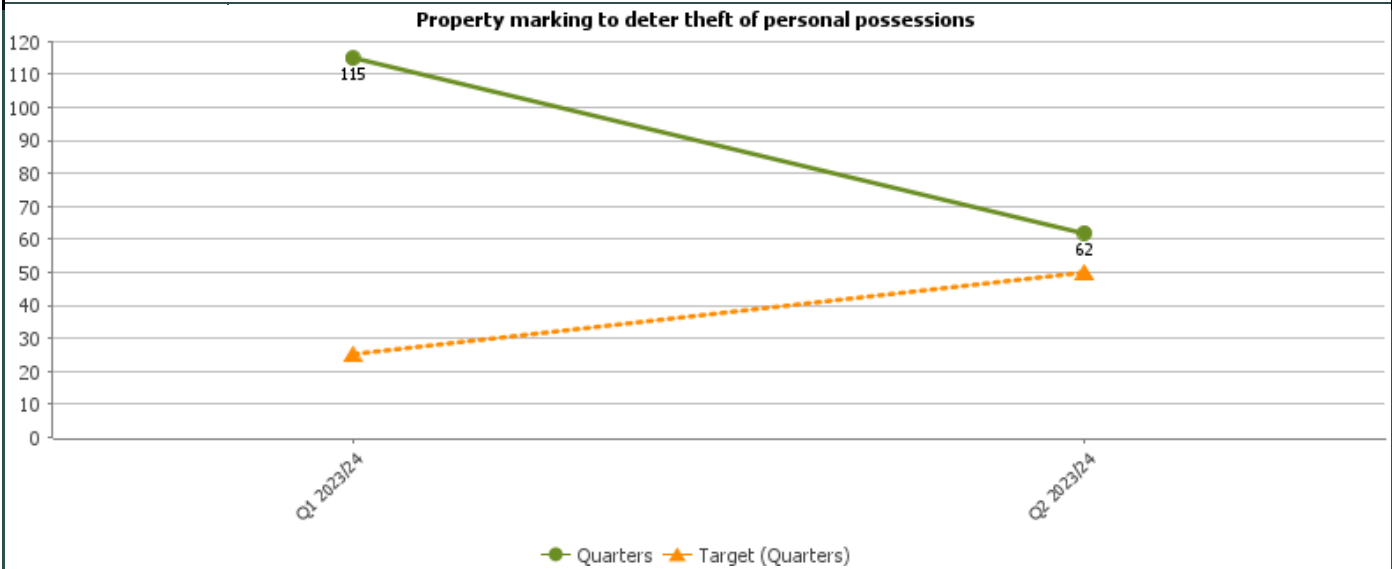


<b>RAG</b>		<b>Current Value</b>	85%	<b>Sponsor</b>	Tom Mountford
	Aim to Maximise	<b>Current Target</b>	85%		

6 cases resolved in this month and another 5 were reported to the team as possible ASB but in fact were criminal with intent and safeguarding cases. Sometimes there is a lack of understanding on what ASB is, and C/YP behaviour can cause alarm, but in the 5 cases it is because they wanted to be heard. Full triage carried out on all cases.

## Property marking to deter theft of personal possessions

**Description:** Throughout the year either theft of personal items from properties or personal possessions such as bikes will be stolen from location across Worcester. The council receives funding to purchase and distribute marking kits to residents which are thought to deter people from stealing them. The is the number of property marking kits such as SmartWater or registered bike marking that is delivered by council staff.

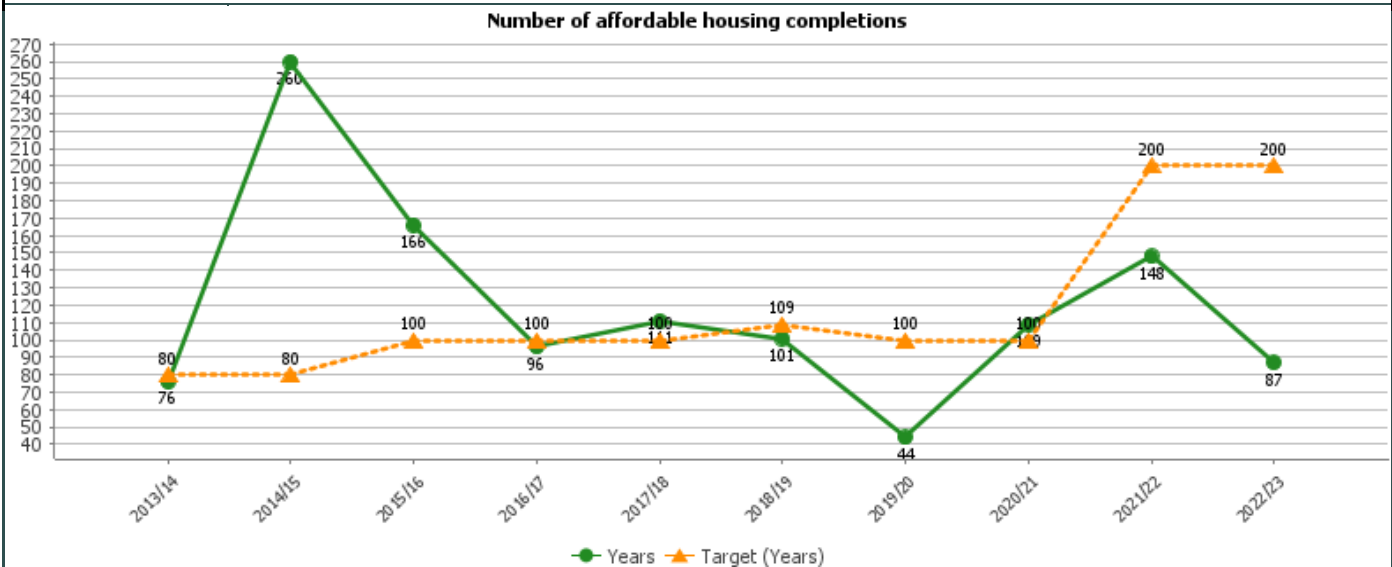


<b>RAG</b>		<b>Current Value</b>	62	<b>Sponsor</b>	Tom Mountford
	Aim to Maximise	<b>Current Target</b>	50		

31 Bikes were marked this month in response to the increase in stolen bikes. Working in partnership with the police to send out clear messages of advice on how, where to store/lock your bike.

## Number of affordable housing completions

**Description:** The number of new units of affordable housing completed. This includes both new build units and units purchased off the open market by housing providers for the provision of affordable housing.



<b>RAG</b>	<span style="color: red;">●</span>	<b>Current Value</b>	87	<b>Sponsor</b>	Tom Mountford
	Aim to Maximise	<b>Current Target</b>	200		

### Delivery Q1-3 2023/24 on Worcester Urban Extensions

The Council have been working in partnership with Wychavon District Council and Malvern Hills District Council to enable affordable housing on the SWDP urban extensions in the Wider Worcester Area (on areas contiguous with the city boundary).

Between Q1 and Q3 we have had the following completions of affordable housing:

Swinesherd Way Phase 3A – Platform – 28 rented and 6 Shared Ownership = 34 Units which completed in Q1.

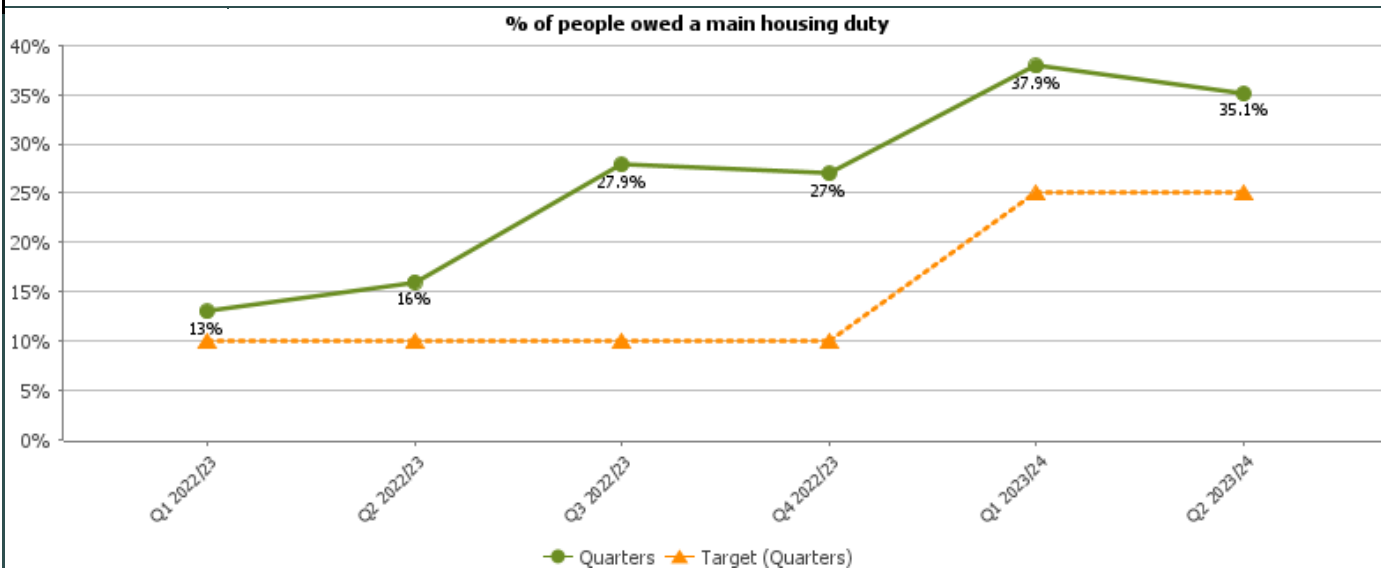
West Worcester Phase 1 – Bromford - 13 rented and 5 Shared Ownership = 18 Units which completed in Q2.

Swinesherd Way First Homes – 2 units for low-cost sale via First Homes and allocated to Worcester applicants. Completed Q3.

Between Q1 and Q3 of 2023/24 54 affordable housing units have been completed to meet Worcester’s needs on the Urban Extension Sites.

### % of people owed a main housing duty

**Description:** Percentage of people who approaches as homeless where a main housing duty is owed towards them due to their homeless not being able to be prevented or relieved.



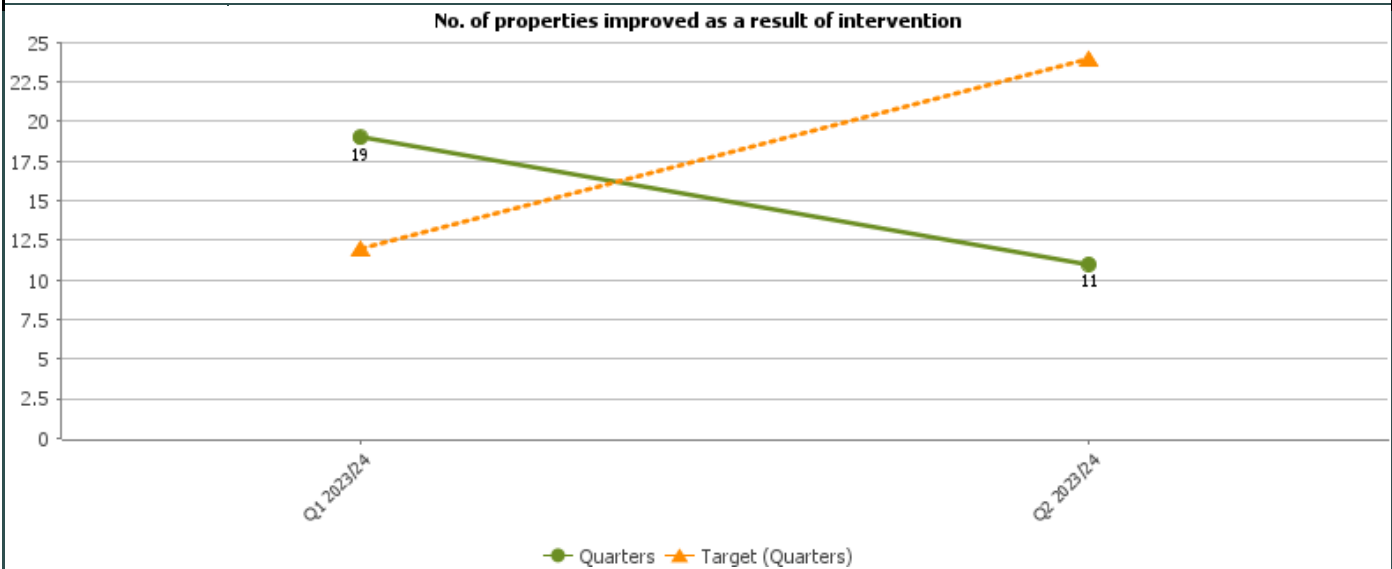
<b>RAG</b>		<b>Current Value</b>	35.1%	<b>Sponsor</b>	Tom Mountford
Aim to Minimise		<b>Current Target</b>	25%		

The total number of cases closed with a successful housing outcome in the quarter was 131 of which 48 were closed in main duty - 36.6%. Due to the shortage of social housing and the high number of households waiting it is taking longer for households to be matched to properties. and therefore less are getting housed at prevention and relief stages and more are waiting until they are owed a main housing duty.

Please note the figure for Q1 has been recalculated and amended from 37.9% to 32.8%.

### No. of properties improved as a result of intervention

**Description:** The total number of properties that have resulted in improvements to their property standards as a result of intervention by the Private Sector Housing Team including Cat 1 and Cat 2 hazards




<b>RAG</b>		<b>Current Value</b>	11	<b>Sponsor</b>	Tom Mountford
	Aim to Maximise	<b>Current Target</b>	24		

During quarter 2 the Private Sector Housing Team has improved 11 properties following Officer intervention. In addition, during this quarter 11 new property standards complaints have been received and Officers have undertaken 48 HMO inspections.

From the property standards inspections undertaken 5, Category 1 hazards (most severe) and 5, Category 2 hazards (less severe) have been identified. From these assessments two owners applied for Home Repair Assistance which is administrated by the Promoting Independent Living Scheme and were successful for funding allocation, 4 Improvement Notices were served, 2 hazard awareness notices were served and 2 were given informal advice and assistance.

## % HMO licence applications inspected

**Description:** The percentage of properties inspections undertaken within 3 months following receipt of a licence application



<b>RAG</b>		<b>Current Value</b>	89%	<b>Sponsor</b>	Tom Mountford
	Aim to Maximise	<b>Current Target</b>	100%		

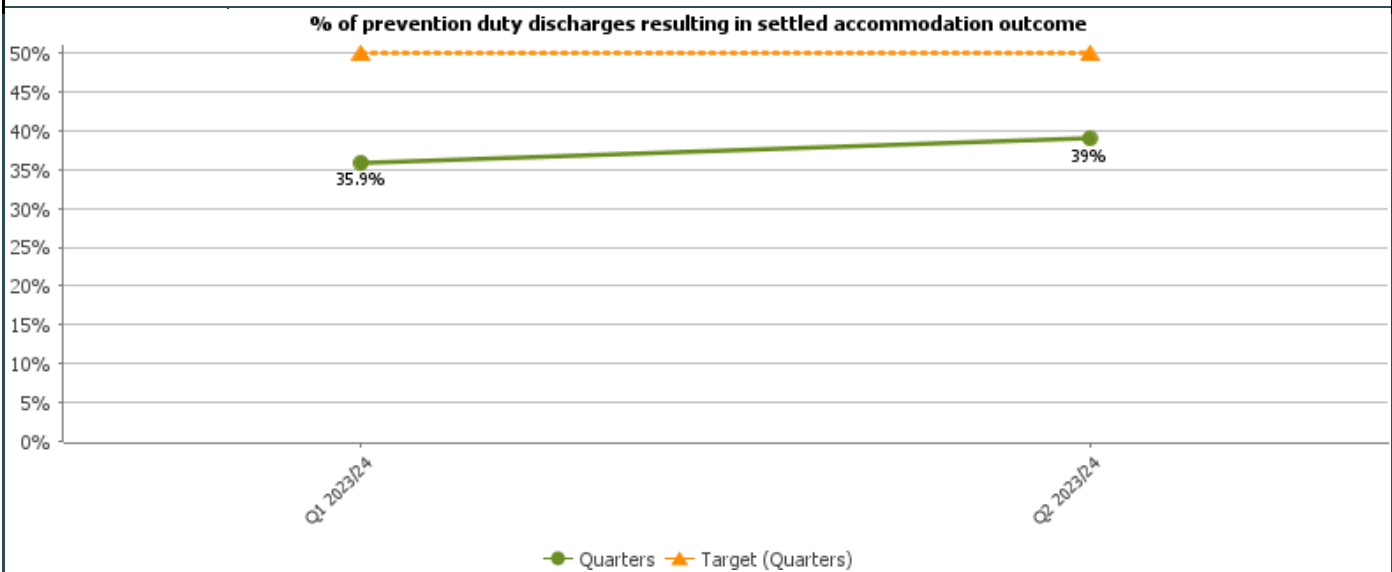
This PI reports on the % of HMOs inspected following a licence application. An application is made via the Councils website and a fee is made. However, it also allows additional time for applicants to submit safety certification such as copies of gas certificates and to demonstrate that they are a fit and proper person via a DBS check. To enable an application to be passed through to a Property Standards Officer for inspection a valid DBS needs to be submitted.

During this quarter, 4 applications were not inspected within a 3-month timescale. One of these were due to the delay in the landlord not providing a DBS for a significant amount of time. The other applications were delayed due to the refurbishment not yet being completed to enable an inspection to occur.



## % of prevention duty discharges resulting in settled accommodation outcome

**Description:** The percentage of homeless duties owed by the authority discharged during prevention stage which have resulted in applicants securing settled accommodation



<b>RAG</b>	<span style="color: red; font-size: 2em;">●</span>	<b>Current Value</b>	39%	<b>Sponsor</b>	Tom Mountford
	Aim to Maximise	<b>Current Target</b>	50%		

93 cases were closed at the Prevention stage in quarter 2. Of these, 36 resulted in a settled accommodation outcome.

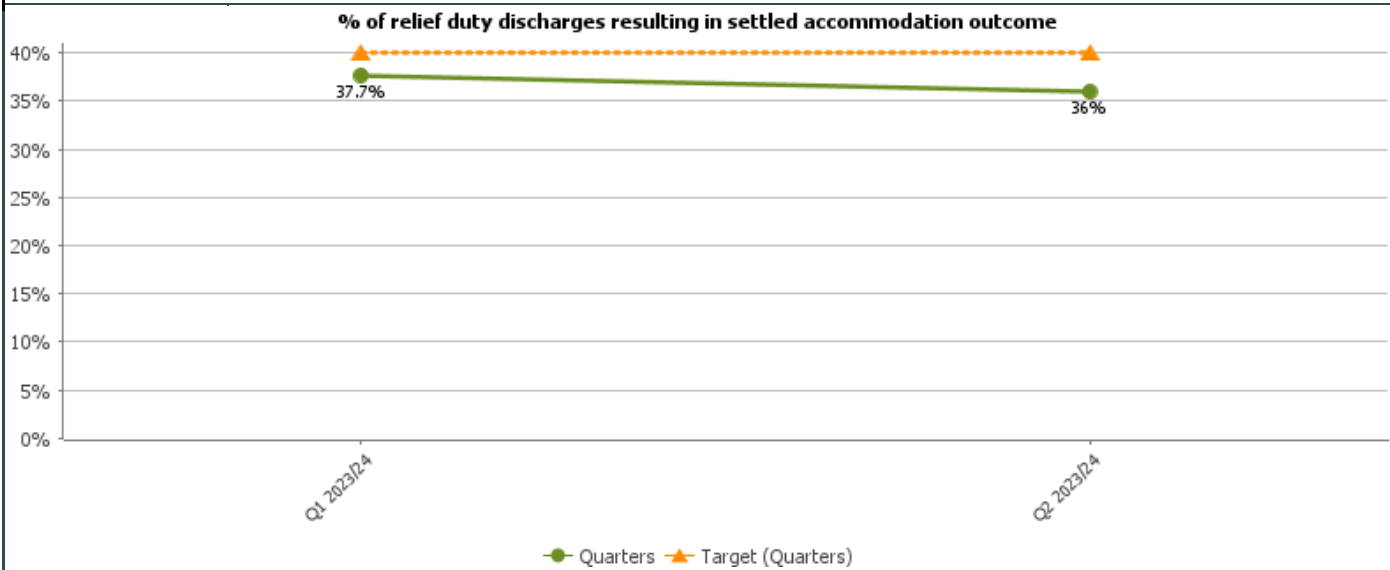
7 of the 36 remained in their existing accommodation, while 29 settled in alternative accommodation.

The breakdown of these outcomes is as follows:

- Social Tenancy - 24
- PRS Tenancy - 7
- Supported - 3
- Other - 2

### % of relief duty discharges resulting in settled accommodation outcome

**Description:** The percentage of homeless duties owed by the authority discharged during relief stage which have resulted in applicants securing settled accommodation



<b>RAG</b>		<b>Current Value</b>	36%	<b>Sponsor</b>	Tom Mountford
	Aim to Maximise	<b>Current Target</b>	40%		

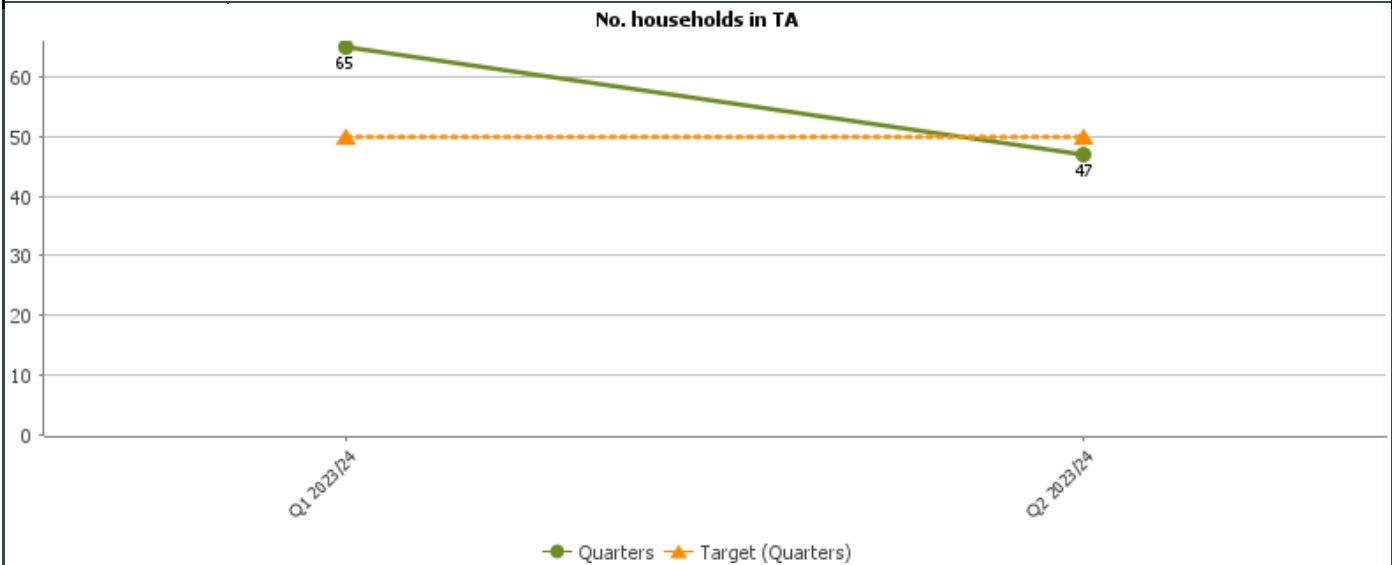
131 cases were closed in the Relief stage during quarter 2. Of these, 47 resulted in a settled accommodation outcome, meaning they were able to secure accommodation for at least 6 months.

The breakdown of these outcome is as follows:

- PRS Accommodation- 12
- Social Tenancy - 28
- Supported Accommodation - 5
- Staying with Family/Friends - 2

### No. households in TA

**Description:** The total number of individual households currently living in Temporary Accommodation on the last day of each quarter



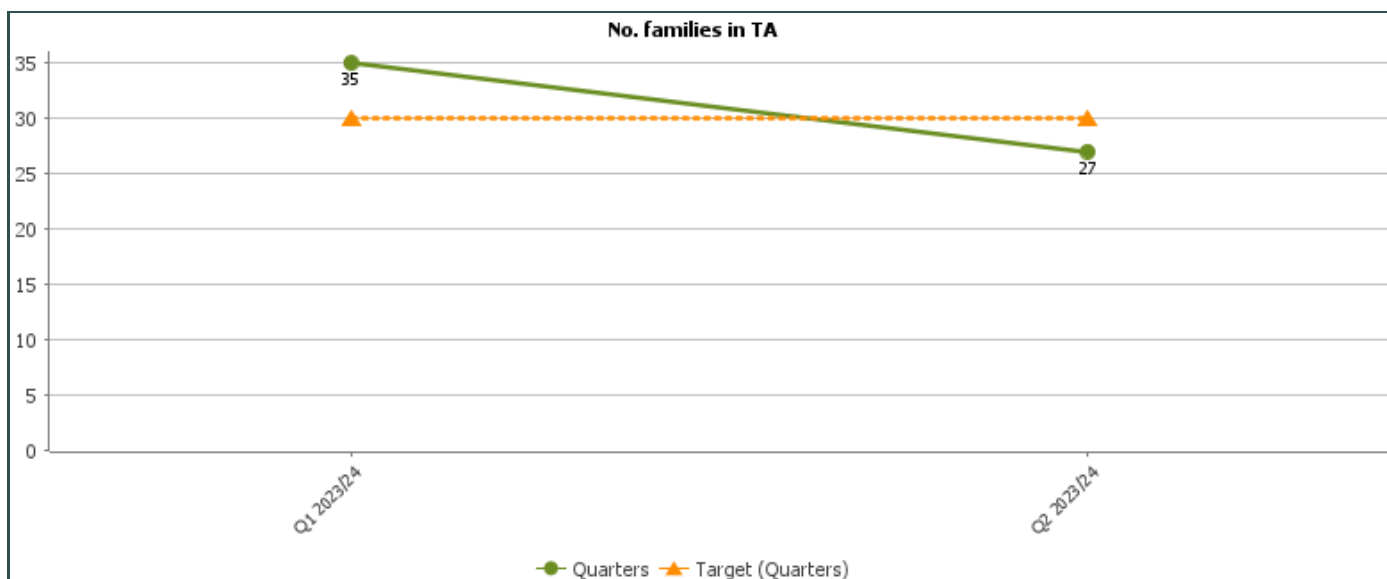
<b>RAG</b>	✔	<b>Current Value</b>	47	<b>Sponsor</b>	Tom Mountford
	Aim to Minimise	<b>Current Target</b>	50		

There has been a significant reduction in the number of households in temporary accommodation at the end of quarter 2 when compared with the end of quarter 1. A B&B Elimination Plan was developed by the service in conjunction with the Department of Levelling Up, Housing & Communities to reduce the number of households in temporary accommodation and the team has had particular success in taking a new approach to prevention from the private rented sector, which has reduced the number of households needing to be accommodated.

### No. families in TA

**Description:** The total number of households with children currently living in Temporary Accommodation on the last day of each quarter

--



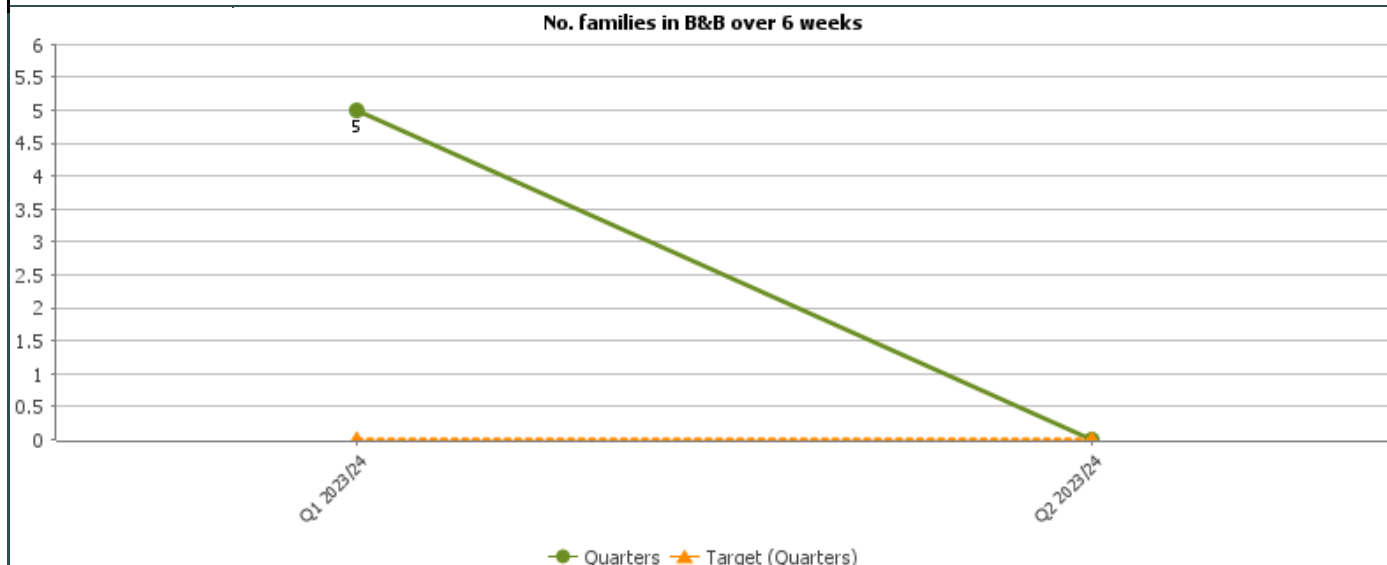
<b>RAG</b>	✔	<b>Current Value</b>	27	<b>Sponsor</b>	Tom Mountford
		<b>Current Target</b>	30		

The new approach taken to households approaching as homeless from the private rented sector has contributed to a reduction in the number of families in temporary accommodation at the end of quarter 2 when compared with quarter 1.

The lower overall numbers in temporary accommodation has also improved our ability to move families to more suitable, self-contained accommodation more quickly, meaning there were no families in B&B accommodation for longer than 6 weeks at the end of quarter 2.

### No. families in B&B over 6 weeks

**Description:** The total number of households with children who have been living in Bed and Breakfast accommodation for over 6 weeks on the last day of each quarter



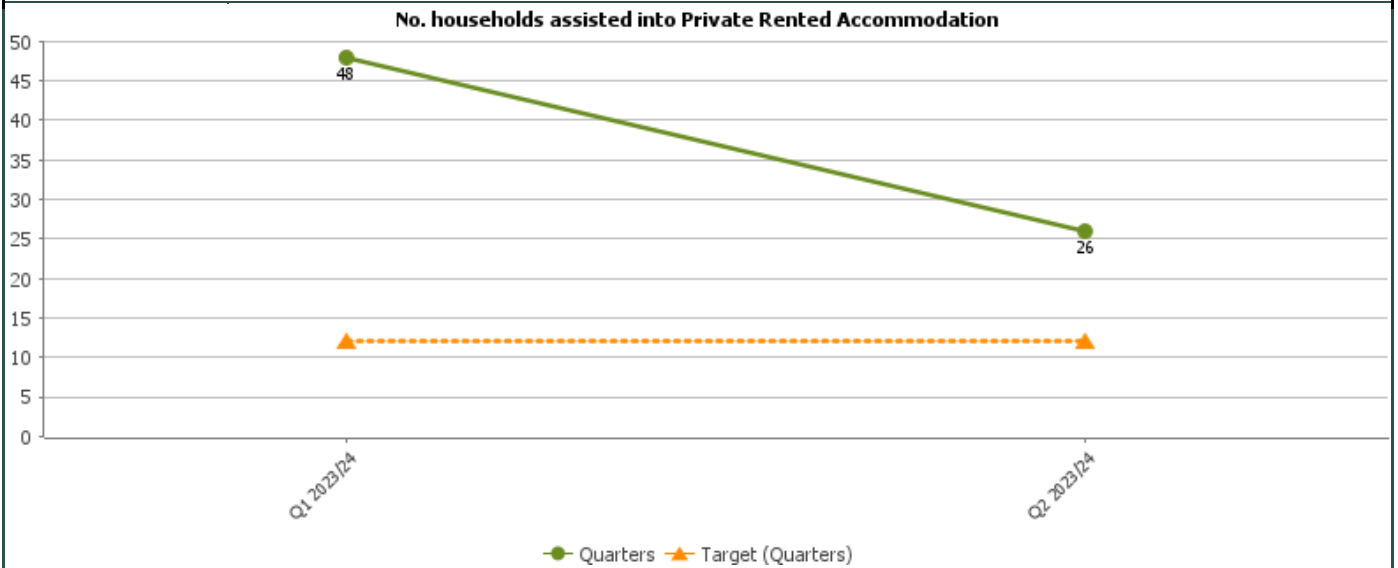
<b>RAG</b>	✔	<b>Current Value</b>	0	<b>Sponsor</b>	Tom Mountford
		<b>Current Target</b>	0		

Loss of private rented tenancies (through the serving of a Section 21 notice) is the main reason for households approaching us as homeless, making up approximately one third of all applications. This quarter we have made changes to the way in which we work with these tenants and landlords, enabling households to remain in their homes for longer rather than being placed in temporary accommodation while alternative accommodation is identified. This has been key to reducing the number of families in B&B for over 6 weeks.

Additional self-contained accommodation has also been made available this quarter, with further units planned for later in the year. This should mean that B&B accommodation will be used for emergency short-term placements only.

### No. households assisted into Private Rented Accommodation

**Description:** Total number of households who have presented as homeless who have been assisted into private rented accommodation



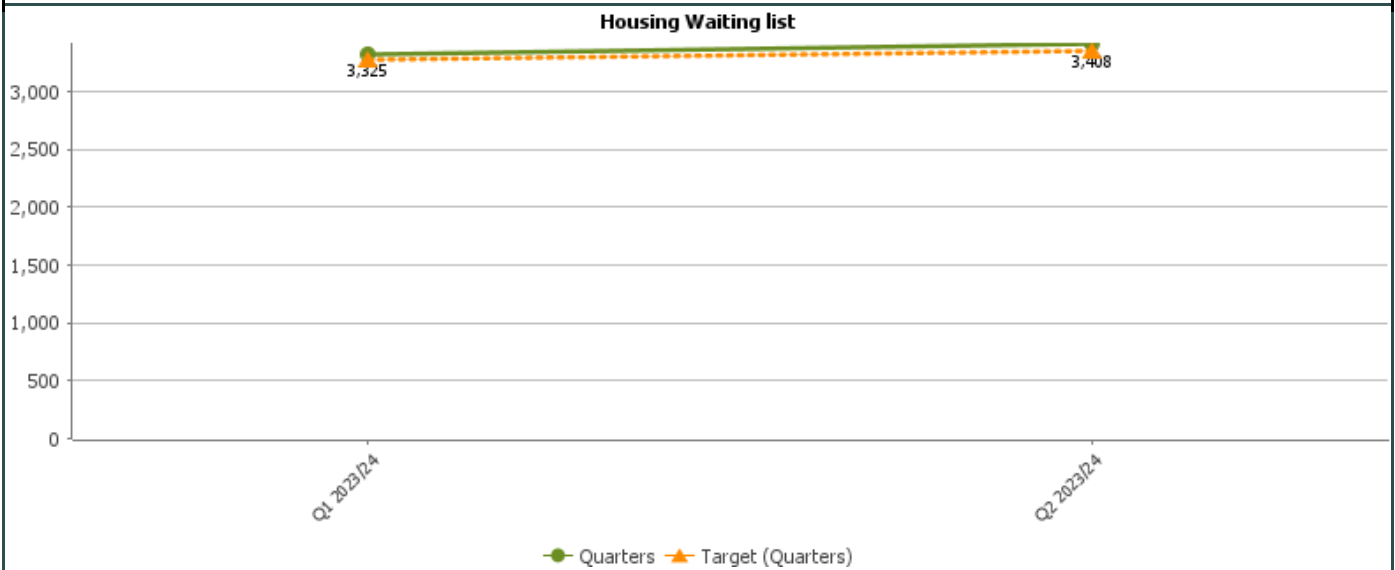
<b>RAG</b>		<b>Current Value</b>	26	<b>Sponsor</b>	Tom Mountford
	Aim to Maximise	<b>Current Target</b>	12		

5 households were assisted into private rented accommodation during the 'Pre-prevention' stage; 7 from the Prevention stage; 12 from the Relief stage and 2 from the main duty stage.

The private rented sector is becoming increasingly inaccessible for the households we work with due to high rental costs and a limited supply, which drives strong competition for available properties.

## Housing Waiting list

**Description:** Number of households on the waiting list



<b>RAG</b>		<b>Current Value</b>	3,408	<b>Sponsor</b>	Tom Mountford
	Aim to Minimise	<b>Current Target</b>	3,350		

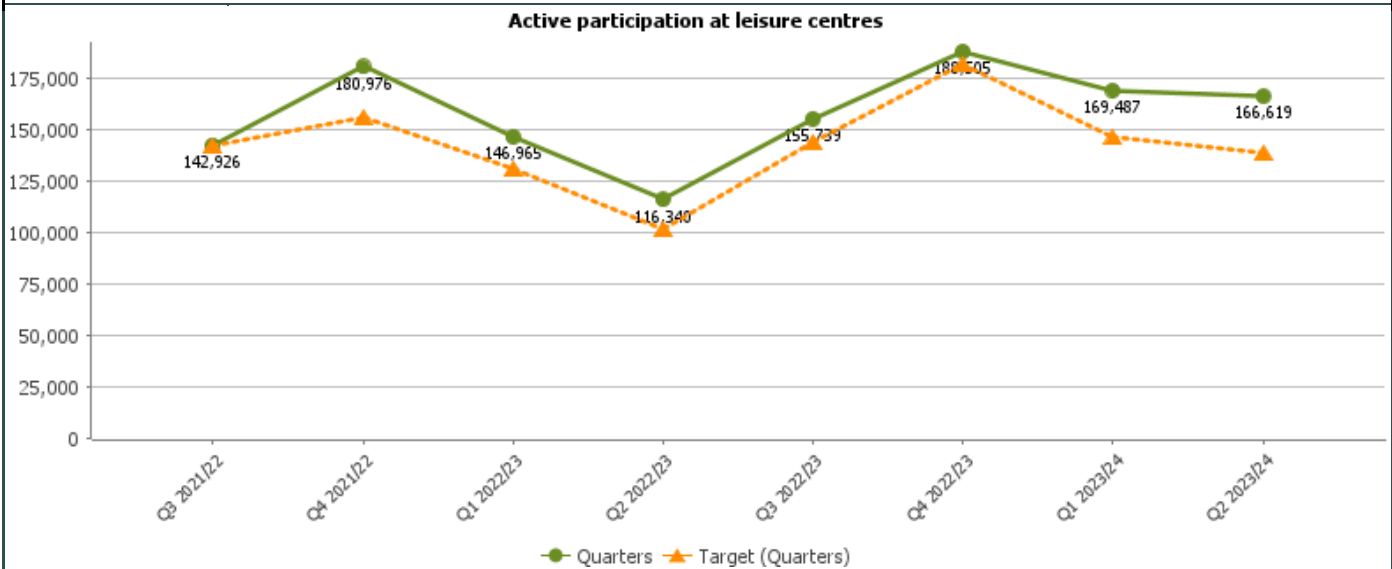
There has been a rise of 83 applications on the register since the end of quarter 1. 119 new applications were received during quarter 2, meaning that 36 applications were closed during this period either due to being housed or as a result of a review.

50% of applicants on the register are in Band 5, which means they do not have an identified housing need and have no realistic prospect of obtaining social housing other than accommodation for over 55s; only 17% of those in Band 5 are aged 55 and over.

9% of applicants are in the highest band - Band 1; 23% are in Band 2, 15% are in Band 3 and 3% are in Band 4.

## Active participation at leisure centres

**Description:** Active participation at Perdiswell, St. Johns, Nunnery Wood leisure centres (and Worcester Pool previously). This data is provided by a third party (Freedom Leisure).

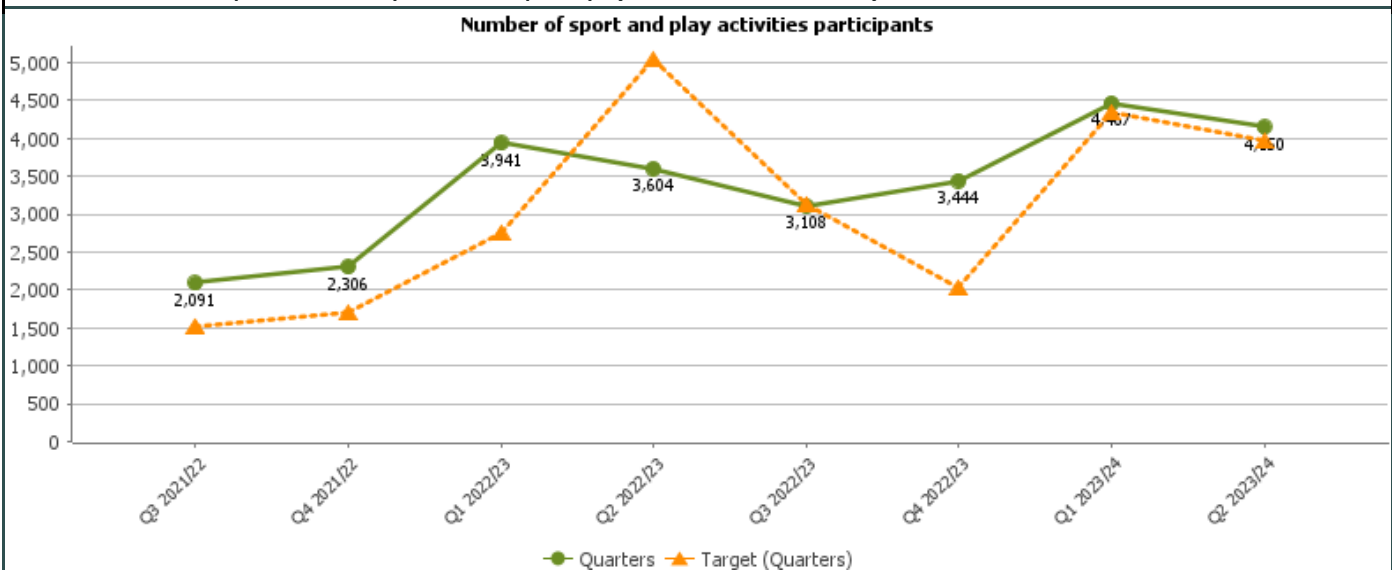


<b>RAG</b>	✔	<b>Current Value</b>	166,619	<b>Sponsor</b>	Lloyd Griffiths
Aim to Maximise		<b>Current Target</b>	139,129		


Freedom Leisure achieved the active participation target, seeing excellent year on year improvements; with gym usage increasing by 7% and group exercise by 39% when compared to the same period of last year. Learn to swim at PLC saw a positive net gain of 16 members during Q2. However, the contract saw a loss of 33 members over the summer period.

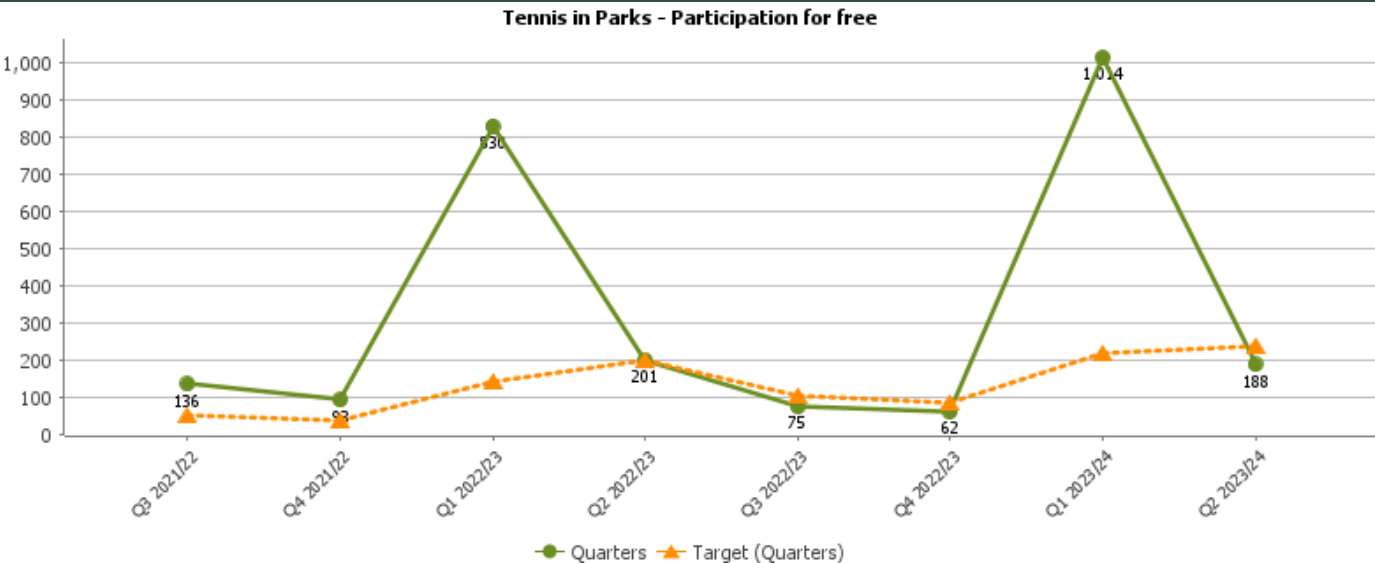

## Number of sport and play activities participants

**Description:** Number of participants engaged in sport and play activities. This data is provided by a third party (Freedom Leisure).



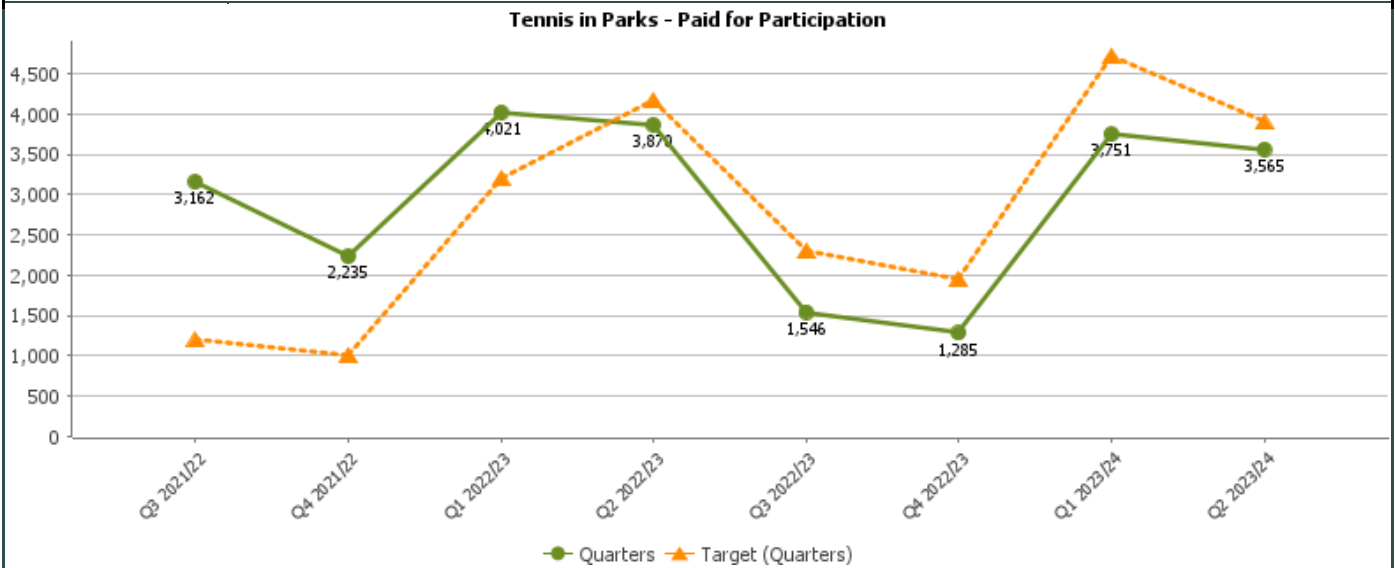


<b>RAG</b>		<b>Current Value</b>	4,150	<b>Sponsor</b>	Lloyd Griffiths
	Aim to Maximise	<b>Current Target</b>	3,964		
<p>A very successful quarter that included holiday club, Free School meal and Free multi sports delivery.</p> <p>Further participation seen via a newly formed campaign Active Workforce Week, benefitting workplaces via activity and resources.</p> <p>Sustained walking sports and adapted provisions remained well attended.</p>					

<b>Tennis in Parks - Participation for free</b>																																
<b>Description:</b> The number of free participations in Tennis in Parks. This data is provided by a third party (Freedom Leisure).																																
<p style="text-align: center;"><b>Tennis in Parks - Participation for free</b></p>  <table border="1"> <caption>Tennis in Parks - Participation for free Data</caption> <thead> <tr> <th>Quarter</th> <th>Quarters (Actual)</th> <th>Target (Quarters)</th> </tr> </thead> <tbody> <tr> <td>Q3 2021/22</td> <td>136</td> <td>~50</td> </tr> <tr> <td>Q4 2021/22</td> <td>92</td> <td>~50</td> </tr> <tr> <td>Q1 2022/23</td> <td>830</td> <td>~150</td> </tr> <tr> <td>Q2 2022/23</td> <td>201</td> <td>~200</td> </tr> <tr> <td>Q3 2022/23</td> <td>75</td> <td>~100</td> </tr> <tr> <td>Q4 2022/23</td> <td>62</td> <td>~100</td> </tr> <tr> <td>Q1 2023/24</td> <td>1014</td> <td>~220</td> </tr> <tr> <td>Q2 2023/24</td> <td>188</td> <td>~240</td> </tr> </tbody> </table>						Quarter	Quarters (Actual)	Target (Quarters)	Q3 2021/22	136	~50	Q4 2021/22	92	~50	Q1 2022/23	830	~150	Q2 2022/23	201	~200	Q3 2022/23	75	~100	Q4 2022/23	62	~100	Q1 2023/24	1014	~220	Q2 2023/24	188	~240
Quarter	Quarters (Actual)	Target (Quarters)																														
Q3 2021/22	136	~50																														
Q4 2021/22	92	~50																														
Q1 2022/23	830	~150																														
Q2 2022/23	201	~200																														
Q3 2022/23	75	~100																														
Q4 2022/23	62	~100																														
Q1 2023/24	1014	~220																														
Q2 2023/24	188	~240																														
<b>RAG</b>		<b>Current Value</b>	188	<b>Sponsor</b>	Tom Mountford																											
	Aim to Maximise	<b>Current Target</b>	240																													
<p>This quarter, a new member of staff provided a number of community tennis provisions for hard to reach cohorts including Children accessing Free School Meals. In addition to this, sessions within the multi sports programme were delivered, increasing levels of free access in the period.</p>																																

## Tennis in Parks - Paid for Participation

**Description:** The total number of paid for participants in Tennis in Parks. This data is provided by a third party (Freedom Leisure).



<b>RAG</b>	⚠	<b>Current Value</b>	3,565	<b>Sponsor</b>	Tom Mountford
	Aim to Maximise	<b>Current Target</b>	3,900		

Despite not achieving the target for paid for participation this quarter has seen the reformed agreement with the LTA with planning for new sessional delivery beginning in the next quarter. The development of youth, cardio and social tennis is due to be provided from November.