

Action Key		PI Key	
	Cancelled		Alert - > 10% off target
	Overdue		Warning - < 10% off target
	Some concerns - milestone(s) missed		OK - on or above target
	In Progress		Unknown
	Complete		Data Only



## Communities Committee Performance Scorecard 2021/22

**Projects & Actions**

Actions 2 0 7 0

- City Centre Public Space Protection Order
- Partnership Delivery of Inland Waterway Association - Festival of Water
- Review of existing Public Space Protection Orders
- Community Recovery Strategy
- Delivery of 3 affordable housing developments in the City
- To develop a Worcester City Homes and Communities Strategy
- Development of Housing Enabling Strategy
- Next Steps Accommodation for Rough Sleepers (Every One In)
- To implement the recommendations from the Child Poverty Task and Finish Group Final Report

**Key PIs**

PIs 3 0 8 0 8

- Number of Community events supported
  - No. of Small Community Grants awarded
  - Tennis in Parks - Participation for free
  - Tennis in Parks - Paid for Participation
  - Find It Do It Worcester
  - Total number of crime incidents
  - Number of anti-social behaviour (ASB) incidents
  - Active participation at leisure centres
  - Number of sport and play activities participants
  - Homelessness Resolution (Preventions and Relief)
  - Percentage of HMO's licensed
  - Category 1 Hazard Removal
  - Category 2 Hazard Removal
  - Percentage of households owed a duty whose homelessness was prevented
  - Percentage of households not owed a duty whose homelessness was prevented
  - Percentage of households owed a duty whose homelessness was relieved
  - Number of preventions and reliefs by funded partner agencies (CAB & CCP)
  - Number of households placed in Temporary Accommodation during the Qtr
- Annual**
- Number of affordable housing completions

## Communities Committee Performance Report



### Communities Projects and Actions 2021/22



Action Status	
	Cancelled
	Overdue; Neglected
	Unassigned; Check Progress
	Not Started; In Progress; Assigned
	Completed



City Centre Public Space Protection Order		
Implementation of the City Centre PSPO has been fully undertaken and this project is now complete.	<b>Sponsor</b>	Tom Mountford
	<b>Due Date</b>	30-Mar-2021
	<b>Original Due Date</b>	31-Jan-2020
	<b>Current Status</b>	
	<b>Expected Outcome</b>	



Partnership Delivery of Inland Waterway Association - Festival of Water		
The IWA Festival of Water at Perdiswell on the weekend of 28th - 30th August was a great success with an estimated attendance of 3,000 each day. The IWA organisers were very pleased with the support and interest they received from the Worcester community.	<b>Sponsor</b>	Tom Mountford
	<b>Due Date</b>	01-Nov-2021
	<b>Original Due Date</b>	31-Oct-2020
	<b>Current Status</b>	
	<b>Expected Outcome</b>	



Review of existing Public Space Protection Orders		
During 2021 the Dog Control PSPO was extended for 3 years (July 2021-2024) and the Alcohol PSPO for three years (August 2021-2024). Both extensions were approved by Committee. In Nov 2021 Committee approved a final consultation to be undertaken on the specific PSPO Order for 2 x pedestrian railway crossing locations. Due to resource issues within Network Rail (preventing us from obtaining specialist maps) the consultation was delayed to April. It is our intention to report the results of the consultation and recommendations to Committee on 8th June 2022. It is	<b>Sponsor</b>	Tom Mountford
	<b>Due Date</b>	30-Mar-2022
	<b>Original Due Date</b>	30-Mar-2022
	<b>Current Status</b>	
	<b>Expected Outcome</b>	



important to note that temporary closures remain in place at these 2 locations.	
---	--



<b>Community Recovery Strategy</b>		
6 Monthly update report of the Community Recovery Strategy will be presented to the Health & Wellbeing Committee (Committee with responsibility for COVID-19 Recovery oversight) in June 22. Work continues to be undertaken on the 9 priority themes.	<b>Sponsor</b>	Lloyd Griffiths
	<b>Due Date</b>	31-Mar-2022
	<b>Original Due Date</b>	31-Mar-2022
	<b>Current Status</b>	
	<b>Expected Outcome</b>	

<b>Delivery of 3 affordable housing developments in the City</b>		
The three council owned sites used to increase delivery of affordable housing are now fully complete and the properties have been let. This has met the affordable housing need of 71 households. This project can now be closed.	<b>Sponsor</b>	Tom Mountford
	<b>Due Date</b>	31-Aug-2021
	<b>Original Due Date</b>	31-Mar-2018
	<b>Current Status</b>	
	<b>Expected Outcome</b>	

<b>To develop a Worcester City Homes and Communities Strategy</b>		
Work is underway to develop a Community Engagement Strategy following the principles of Asset Based Community Development (ABCD). A briefing paper outlining the approach of ABCD, progress to date in developing this approach in Worcester and next steps will be taken to Communities Committee in June 2022.  In addition, a Housing Enabling Strategy will be developed following receipt of a review undertaken of Council Led Housing Development	<b>Sponsor</b>	Lloyd Griffiths
	<b>Due Date</b>	31-Jul-2022
	<b>Original Due Date</b>	31-Jul-2022
	<b>Current Status</b>	
	<b>Expected Outcome</b>	

<b>Development of Housing Enabling Strategy</b>		
Ark have concluded the review of Council Led Housing Development/ Housing Enabling which will be reported back to Communities Committee in June 2022 following the All Member briefing on 25th May 2022. There are a number of quick wins that Officers intend to progress with medium to long term options to be built into a Worcester City Council Housing Enabling Strategy that intends to be developed subject to Member endorsement.	<b>Sponsor</b>	Lloyd Griffiths
	<b>Due Date</b>	31-May-2022
	<b>Original Due Date</b>	31-May-2022
	<b>Current Status</b>	
	<b>Expected Outcome</b>	

<b>Next Steps Accommodation for Rough Sleepers (Every One In)</b>		
<p>This project was specific to the 'Everyone In' programme that commenced during Spring 2020 in response to the request from Government to provide emergency accommodation to rough sleepers and protect them from the risks of COVID-19.</p> <p>This project was completed and all rough sleepers that were accommodated at the two locations that supported this project were all accommodated in a range of move on accommodation.</p> <p>As part of the Annual Homelessness Update Report that is intended to be brought to this Committee in March 2022 further detailed information will be provided.</p>	<b>Sponsor</b>	Tom Mountford
	<b>Due Date</b>	31-Mar-2022
	<b>Original Due Date</b>	31-Mar-2022
	<b>Current Status</b>	
	<b>Expected Outcome</b>	

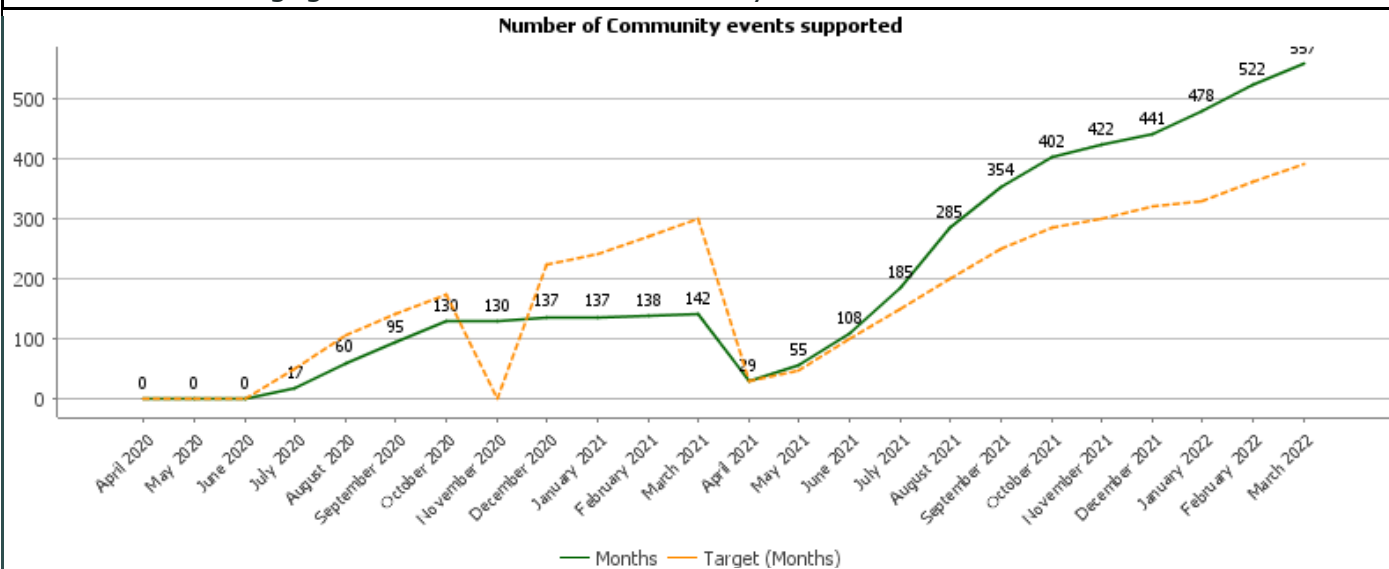
<b>To implement the recommendations from the Child Poverty Task and Finish Group Final Report</b>		
<p>During the Civic Year 2021/2022 responsibility for oversight of this project shifted to the Health &amp; Wellbeing Committee following a Motion submitted at Council that was duly approved. The H&amp;WB Committee receive 2 formal update reports per annum on the subject, and furthermore the topic features as a key project on the 2022/2023 H&amp;WB Committee Scorecard.</p>	<b>Sponsor</b>	Lloyd Griffiths
	<b>Due Date</b>	31-Mar-2022
	<b>Original Due Date</b>	31-Mar-2022
	<b>Current Status</b>	
	<b>Expected Outcome</b>	

## Communities Key Performance Indicators - End of Year 2021/22

PI Status			
	Alert		Unknown
	Warning		Data Only
	OK		

### Number of Community events supported

**Description:** Number of events in community venues supported by the community engagement team - includes weekly walks



<b>RAG</b>		<b>Current Value</b>	557	<b>Sponsor</b>	Tom Mountford
	Aim to Maximise	<b>Current Target</b>	390		

The number of community events increased significantly during the course of the year as government restrictions were eased. Annual events and postponed events combined to provide a great variety of activities for people to take part in City open spaces.

Quarter				
	Value	Target		
Q4 2020/21	142	300		
Q1 2021/22	108	100		
Q2 2021/22	354	250		
Q3 2021/22	441	320		
Q4 2021/22	557	390		
Annual				
	Value	Target	Status	Short Trend
2020/21	142	300		↓
2021/22	557	390		↑

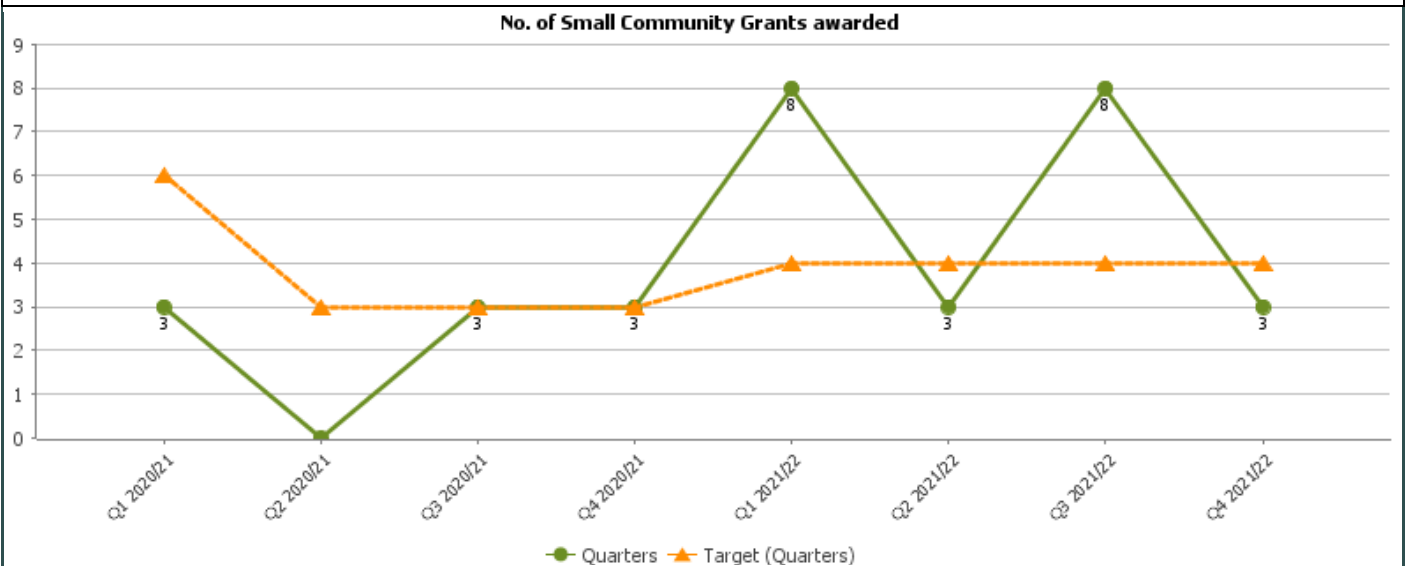
## No. of Small Community Grants awarded

**Description:** Worcester City Council recognises the importance of volunteering in building strong and connected communities. The PI monitors the number of local organisations awarded Small Community Grants;

1. Small Volunteer Grants - to support organisations to increase the role and value of volunteering in their own individual organisations and the communities in which we serve. This grant will match fund pound for pound (up to a maximum of £1,000) projects that increase volunteering within Worcester City.

2. One Worcester Community Grants - open to community groups and voluntary sector organisations working across the city of Worcester. Up to £2,000 in match funding is available from this grant. The focus of this grant scheme is to support project;

- To connect more people to opportunities in the areas of learning skills, training and employment
- To empower individuals, groups and organisations with capacity and skills to enable them to better identify their needs and play a fuller part in contributing to their own well being and development



<b>RAG</b>	<span style="color: red;">●</span>	<b>Current Value</b>	3	<b>Sponsor</b>	Tom Mountford
Aim to Maximise		<b>Current Target</b>	4		

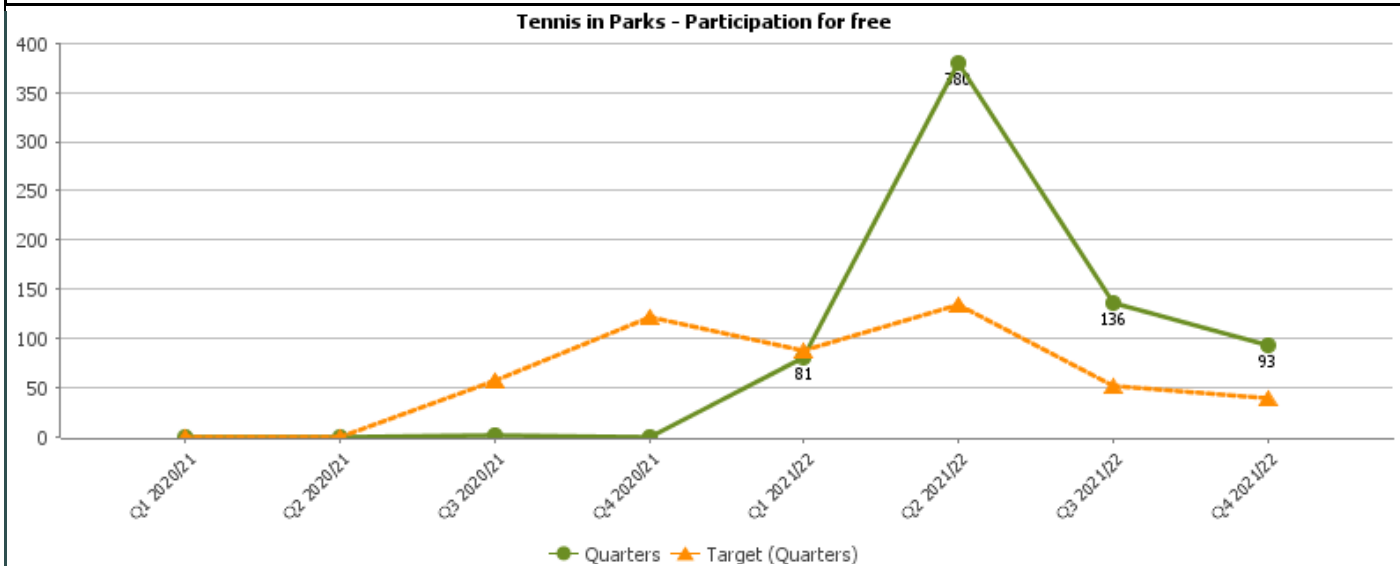
Four applications from groups and organisations were received between January and March 2022. The 3 successful projects were St Peters Parish Council, Lyppard Grange Primary and The Bridge. The grants panel needed more information before determining a fourth application. The total grant award for this period was £6,000.

Quarter		
	Value	Target
Q4 2020/21	3	3
Q1 2021/22	8	4
Q2 2021/22	3	4
Q3 2021/22	8	4
Q4 2021/22	3	4

Annual				
	Value	Target	Status	Short Trend
2020/21	9	15		
2021/22	22	16		

### Tennis in Parks - Participation for free

**Description:** The number of free participations in Tennis in Parks



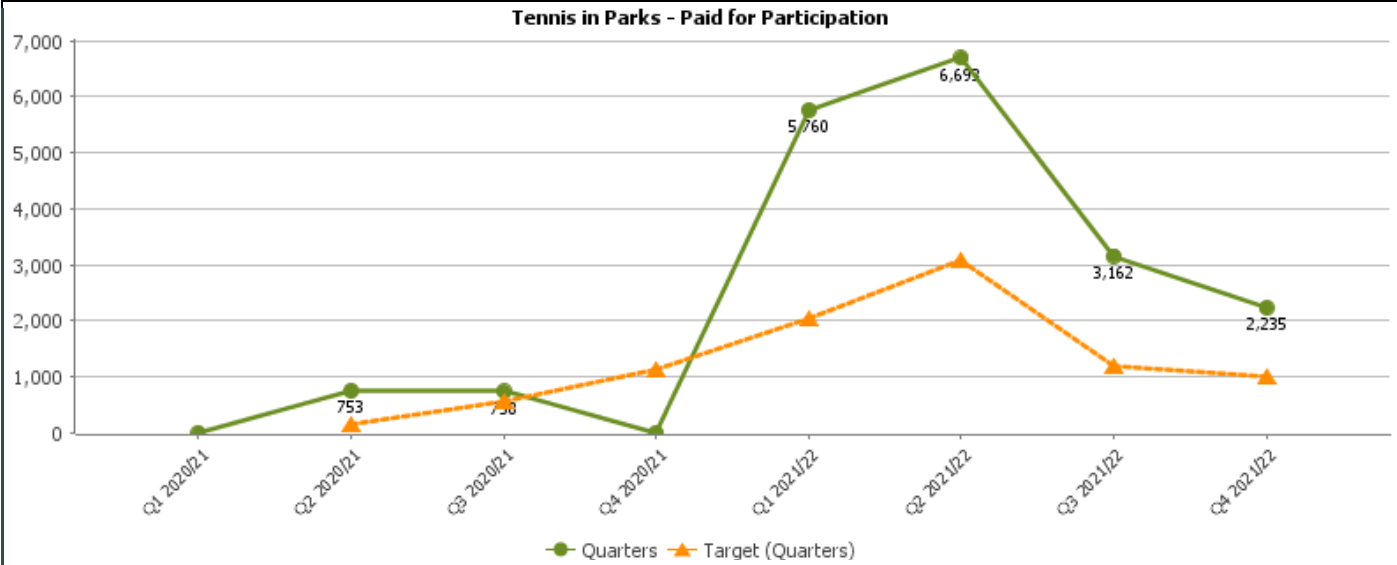
<b>RAG</b>		<b>Current Value</b>	93	<b>Sponsor</b>	Tom Mountford
Aim to Maximise		<b>Current Target</b>	39		

Free tennis again finished above target for Q4. Freedom were planning to offer an hour of free tennis for families to enjoy during the Feb half term break using the mini courts at Cripplegate park, however the flooding put a stop to this. The tennis development manager instead delivered free tennis sessions to attendees of the holiday club that ran at PLC. Freedom utilised social media outlets to advertise the free tennis opportunities on offer which enabled them to hit target via the half term sessions, the free tennis programmes and the free courts for concessions which when combined, totalled an active participation of 93.

Quarter			
	Value	Target	
Q4 2020/21	0	122	
Q1 2021/22	81	87	
Q2 2021/22	380	135	
Q3 2021/22	136	51	
Q4 2021/22	93	39	
Annual			
	Value	Target	Status
2020/21	2	180	
2021/22	690	309	

## Tennis in Parks - Paid for Participation

**Description:** The total number of paid for participants in Tennis in Parks



<b>RAG</b>		<b>Current Value</b>	2,235	<b>Sponsor</b>	Tom Mountford
Aim to Maximise		<b>Current Target</b>	1,008		

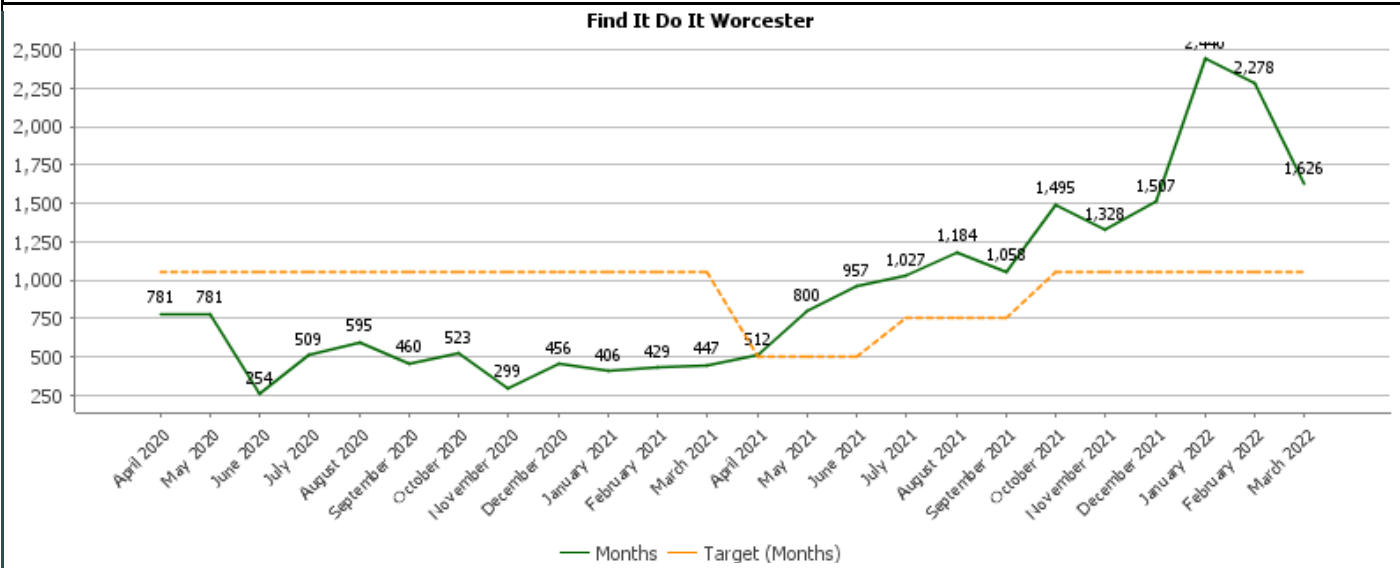
Tennis finished 1227 above the Q4 active participation target. Participation levels throughout the winter months was expected to drop. Being able to offer sessions indoors at PLC for children's lessons was a positive solution and helped to surpass the participation target. Plus, the opportunity to offer adults taster sessions indoors too during the holiday week also made a positive contribution. The team also started up walking tennis sessions to take place at PLC which have been consistently attended since the start date in January.

Quarter				
	Value	Target		
Q4 2020/21	0	1,139		
Q1 2021/22	5,760	2,037		
Q2 2021/22	6,693	3,090		
Q3 2021/22	3,162	1,197		
Q4 2021/22	2,235	1,008		
Annual				
	Value	Target	Status	Short Trend
2020/21	1,491	1,850		
2021/22	17,850	7,332		



## Find It Do It Worcester

**Description:** Number of unique visits to Find It Do It Worcester



<b>RAG</b>		<b>Current Value</b>	1,626	<b>Sponsor</b>	Tom Mountford
Aim to Maximise		<b>Current Target</b>	1,050		

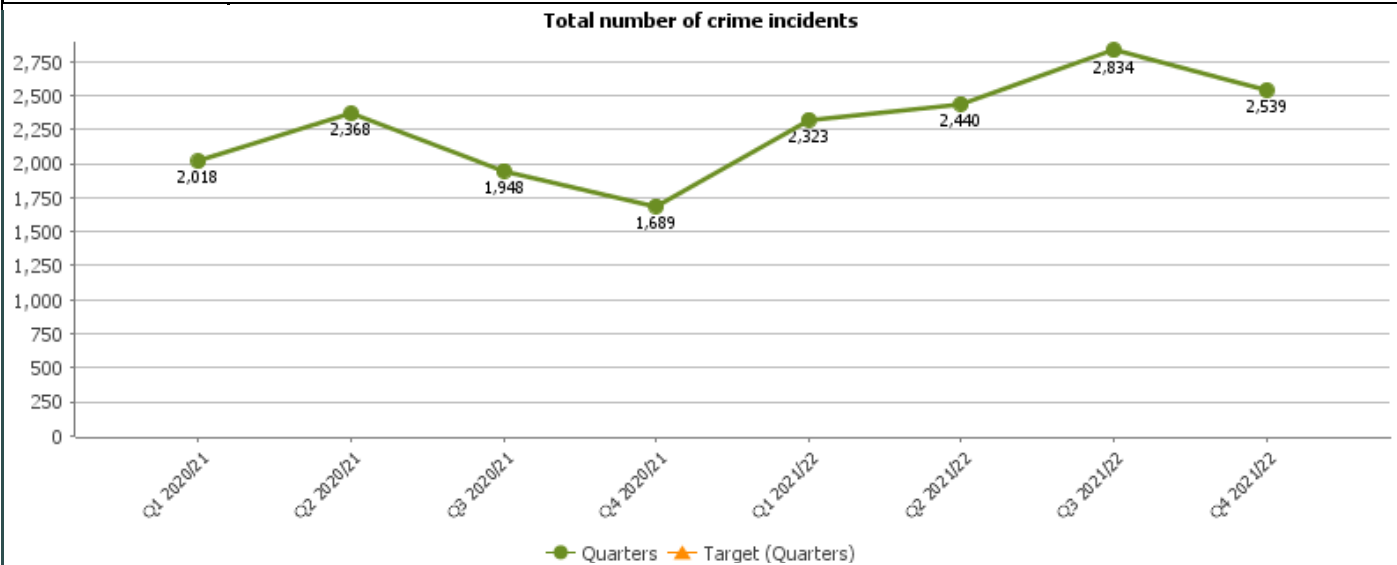
The Find It Do It (FIDI) web portal is being used by more unique users partly due to increased engagement, increase in number of registered activities and improved functionality. Officers have enabled users to update their own information which helps keeps the information up to date.

Promotional campaigns will continue.

Quarter				
	Value	Target		
Q4 2020/21	1,282	3,150		
Q1 2021/22	2,269	1,500		
Q2 2021/22	3,269	2,250		
Q3 2021/22	4,330	3,150		
Q4 2021/22	6,344	3,250		
Annual				
	Value	Target	Status	Short Trend
2020/21	5,940	12,600		
2021/22	16,212	10,050		

### Total number of crime incidents

**Description:** Total number of recorded crimes reported to West Mercia Police within Worcester



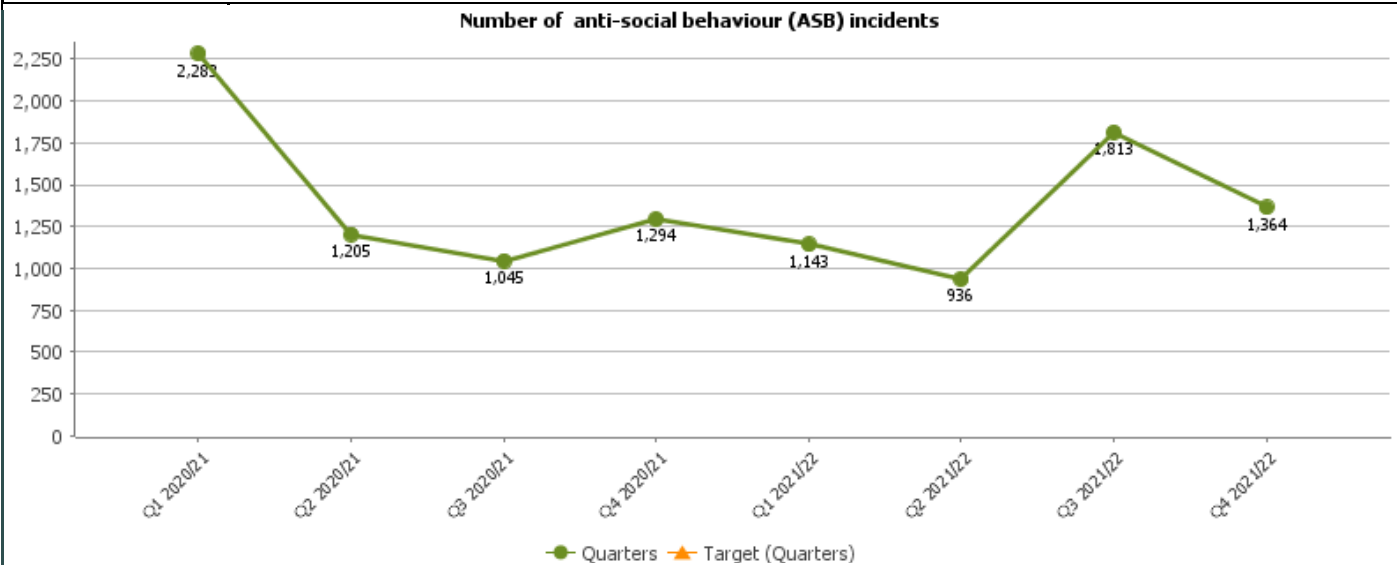
<b>RAG</b>	<b>Current Value</b> 2,539	<b>Sponsor</b> Tom Mountford
Aim to Minimise	<b>Current Target</b>	

These are the total number of crime figures for January, February and March 2022. The volume of offences for the quarter increased when compared with the same period two years ago. Crime types and rates are used to inform the South Worcestershire Community Safety Partnership Action Plan. To deliver on the plan Council officers work alongside the Police and partner agencies to respond to local issues and promote services available to residents.

Quarter				
	Value	Target		
Q4 2020/21	1,689			
Q1 2021/22	2,323			
Q2 2021/22	2,440			
Q3 2021/22	2,834			
Q4 2021/22	2,539			
Annual				
	Value	Target	Status	Short Trend
2020/21	8,023			↑
2021/22	10,136			↓

## Number of anti-social behaviour (ASB) incidents

**Description:** Number of recorded anti-social behaviour incidents reported to West Mercia Police within Worcester.



<b>RAG</b>	<b>Current Value</b> 1,364	<b>Sponsor</b> Tom Mountford
Aim to Minimise	<b>Current Target</b>	

The total recorded number of ASB incidents during January, February and March is similar when compared to the same period over the previous two years.

Worcester City Council has worked with partners to respond to reported instances of ASB. Officers are supporting and reassuring residents who report localised issues and are working with partner organisations to support vulnerable individuals.





Quarter				
	Value	Target		
Q4 2020/21	1,294			
Q1 2021/22	1,143			
Q2 2021/22	936			
Q3 2021/22	1,813			
Q4 2021/22	1,364			
Annual				
	Value	Target	Status	Short Trend
2020/21	5,827			↓
2021/22	5,256			↑

**Active participation at leisure centres**

**Description:** Active participation at Perdiswell, St. Johns, Nunnery Wood leisure centres (and Worcester Pool previously)

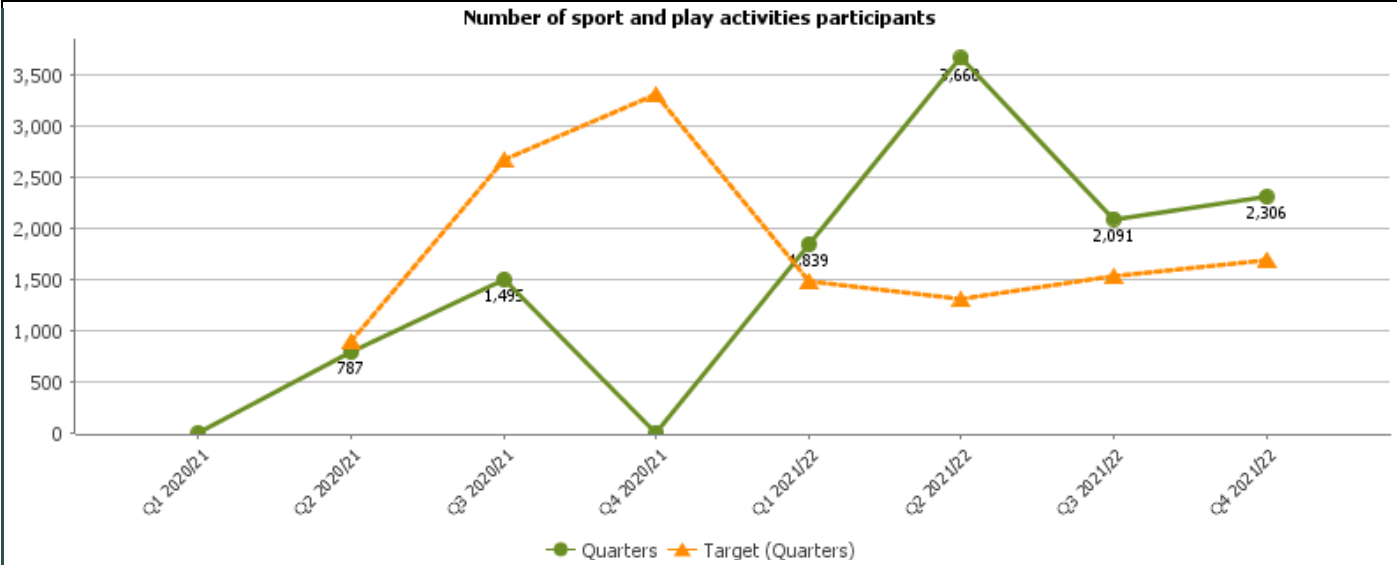
<b>RAG</b>		<b>Current Value</b>	180,976	<b>Sponsor</b>	Lloyd Griffiths
	Aim to Maximise	<b>Current Target</b>	156,353		

The leisure centre contract achieved the Q4 active participation target with a surplus of 24,623 visits. The learn to swim programme continued to see significant growth with a positive net gain of 193 members in Q4. The programme ended the financial year with 2,544 weekly members, which was a growth of 462 compared to pre-covid. Whilst membership recovery has been a challenge, Freedom saw a positive growth in Q4 which saw the contract finishing the year with a recovery of 86% compared to pre-covid. NWSC have returned to 100% compared to pre-covid.

Quarter				
	Value		Target	
Q4 2020/21	0		113,816	
Q1 2021/22	107,933		100,738	
Q2 2021/22	135,192		142,545	
Q3 2021/22	142,926		142,601	
Q4 2021/22	180,976		156,353	
Annual				
	Value	Target	Status	Short Trend
2020/21	136,553	298,134		
2021/22	567,027	542,237		

## Number of sport and play activities participants

**Description:** Number of participants engaged in sport and play activities



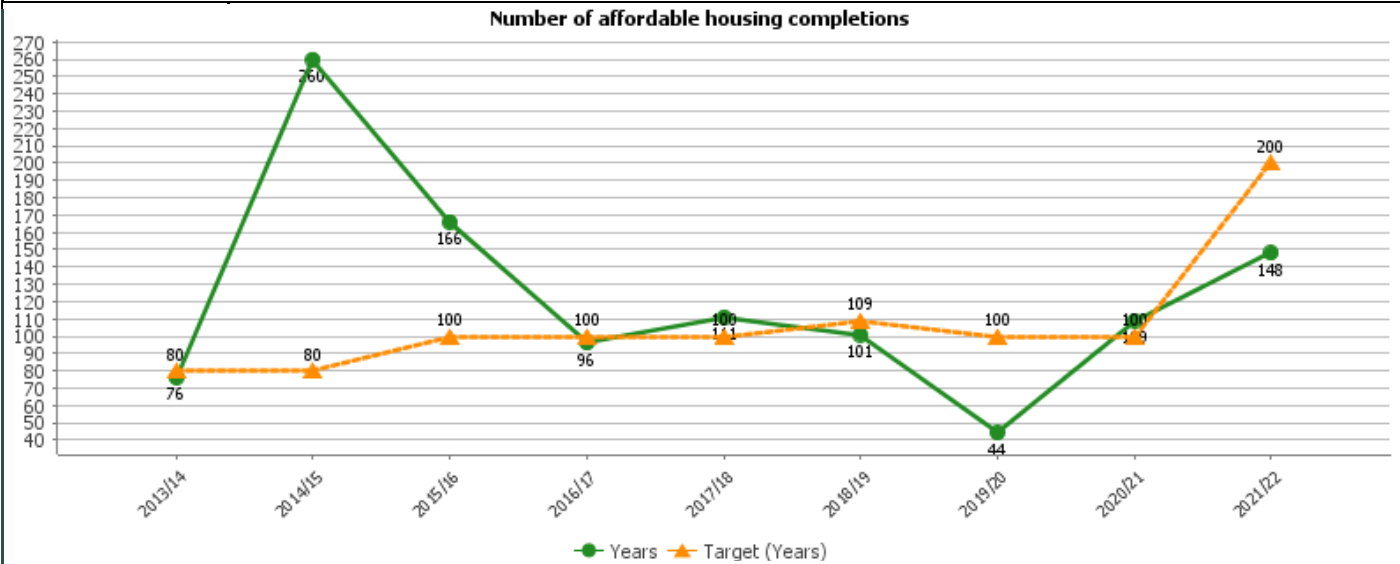
<b>RAG</b>		<b>Current Value</b>	2,306	<b>Sponsor</b>	Lloyd Griffiths
Aim to Maximise		<b>Current Target</b>	1,695		

The ACW team finished Q4 611 over target. Q4 saw the team continue with many of their regular weekly active ageing, active health, inclusive sport and youth sessions whilst also managing to add more youth sessions to the weekly delivery programme. They also ran their free half term multi sports programme in February Half term and were on target for very successful numbers until flooding forced the cancellation of several sessions. Despite this they still managed to reach participation of 163. The ACW team also managed to develop a multi sports programme in conjunction with the Oasis Hub to offer sports and activities to families who gain support from the service.

Quarter				
	Value	Target		
Q4 2020/21	0	3,303		
Q1 2021/22	1,839	1,477		
Q2 2021/22	3,660	1,300		
Q3 2021/22	2,091	1,528		
Q4 2021/22	2,306	1,695		
Annual				
	Value	Target	Status	Short Trend
2020/21	2,282	6,858		
2021/22	9,896	6,000		

## Number of affordable housing completions

**Description:** The number of new units of affordable housing completed. This includes both new build units and units purchased off the open market by housing providers for the provision of affordable housing.



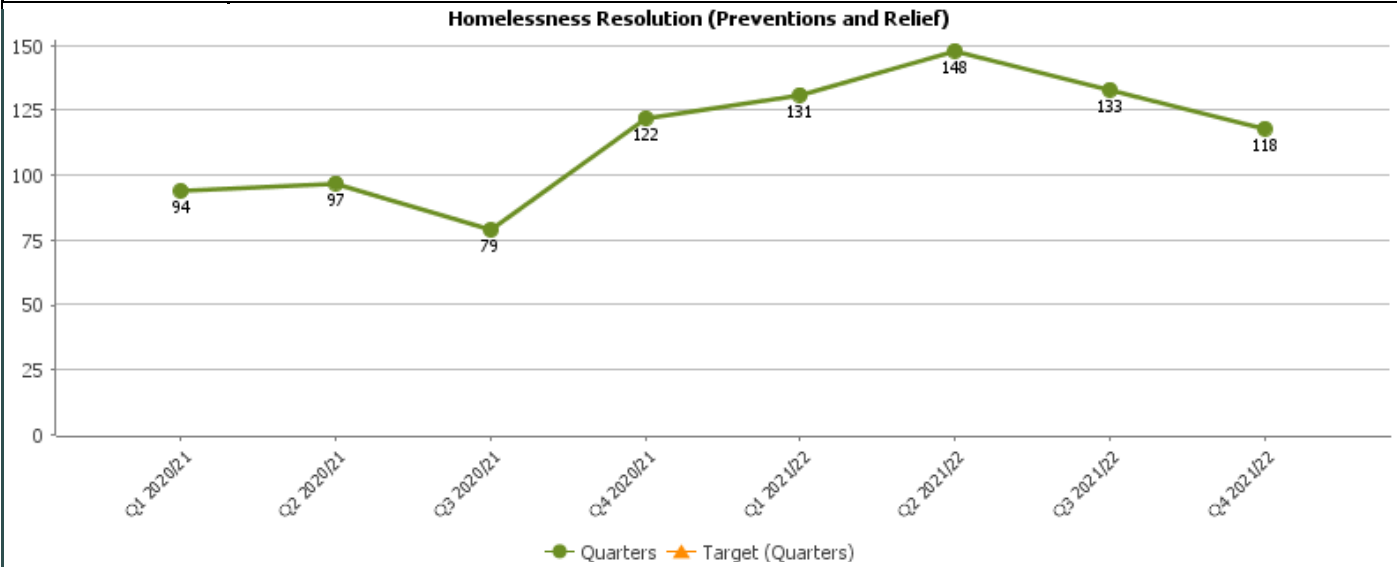
<b>RAG</b>		<b>Current Value</b>	148	<b>Sponsor</b>	Tom Mountford
Aim to Maximise		<b>Current Target</b>	200		

At the 2021/22 Financial Year, 148 new affordable housing units have been developed on sites within the City with investment supported by Worcester City Council. This is significantly above the target of 100 homes set as a result of completion of many sites in the City stalled during the successive covid-19 lock-downs.



Annual				
	Value	Target	Status	Short Trend
2020/21	109	100		
2021/22	148	200		

## Homelessness Resolution (Preventions and Relief)

**Description:** The number of people who presented as homelessness or threatened with homelessness and to whom we owed a duty against the number of presentations that are prevented or relieved of homelessness.

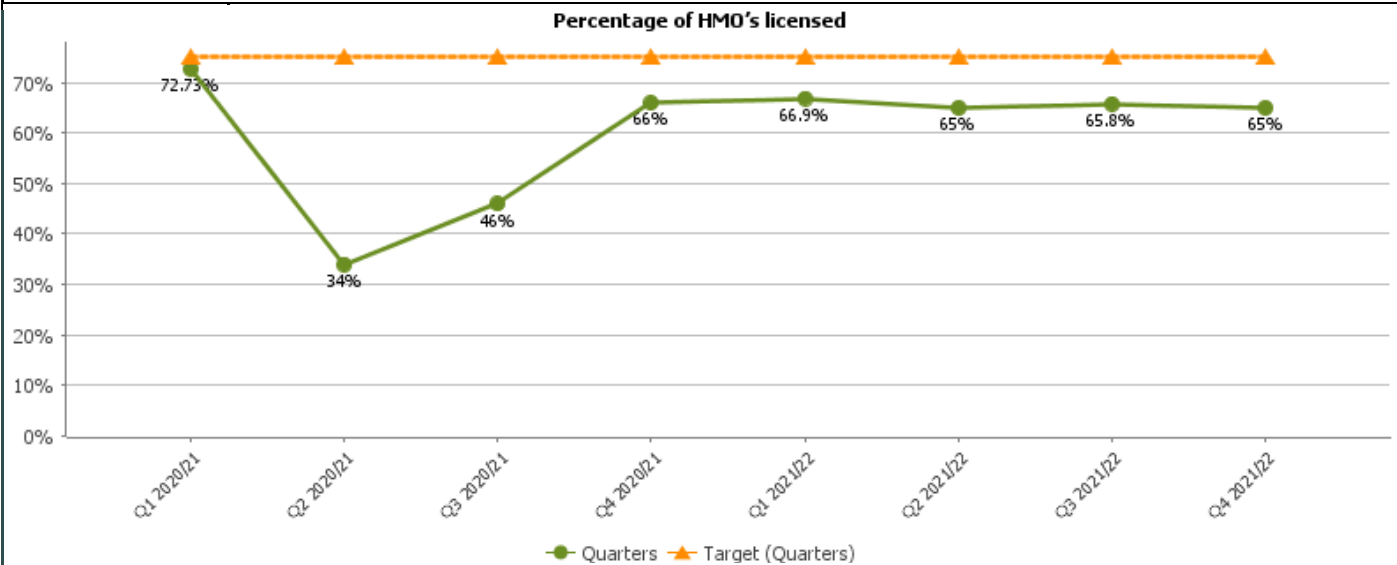


<b>RAG</b> 	<b>Current Value</b> 118	<b>Sponsor</b> Tom Mountford
Aim to Maximise	<b>Current Target</b>	

Quarter				
	Value	Target		
Q4 2020/21	122			
Q1 2021/22	131			
Q2 2021/22	148			
Q3 2021/22	133			
Q4 2021/22	118			
Annual				
	Value	Target	Status	Short Trend
2020/21	392			↓
2021/22	530			↑

## Percentage of HMO's licensed

**Description:** The total number of HMOs licensed as a percentage of the total number of suspected HMOs in the city.



<b>RAG</b>		<b>Current Value</b>	65%	<b>Sponsor</b>	Tom Mountford
Aim to Maximise		<b>Current Target</b>	75%		

Spike in HMO licensing workload due to additional licensing and other renewals, work on other priorities including covid related and now Ukrainian host checks as well as reduced staffing resource have led to a backlog of inspections and capacity to licence.

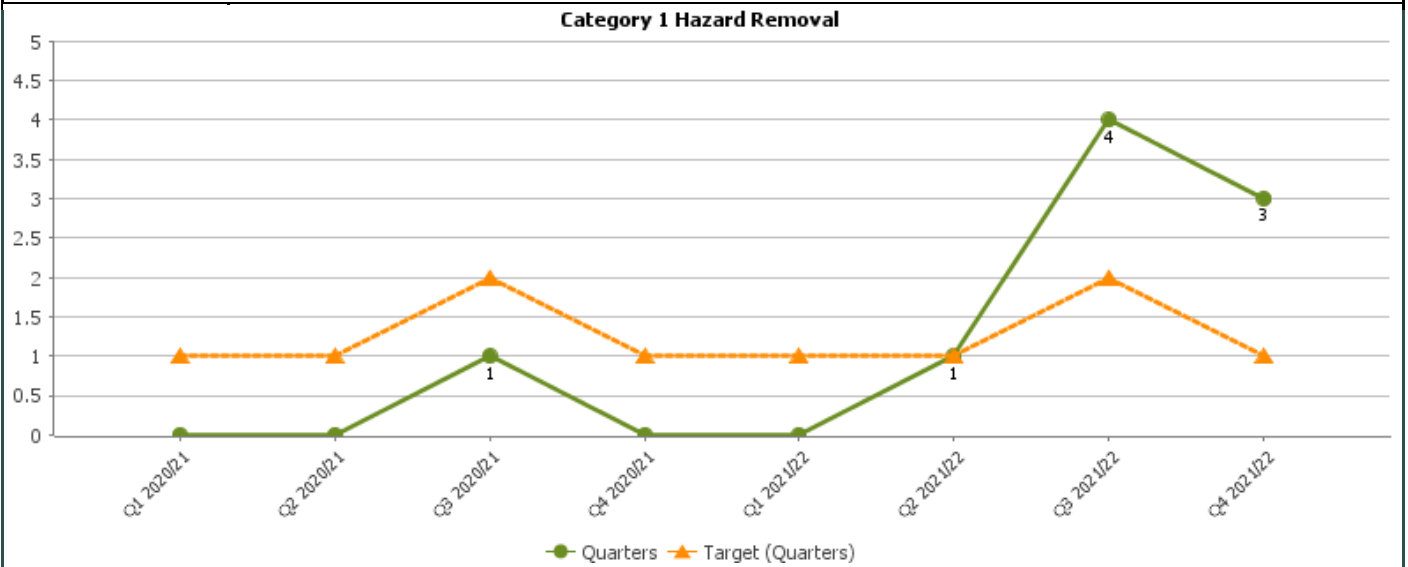
Action has been taken to prioritise work in the team and an additional member of staff has been advertised for. This will bring the performance back to above target over the course of the next 3 to 6 months.

Quarter				
	Value	Target		
Q4 2020/21	66%	75%		
Q1 2021/22	66.9%	75%		
Q2 2021/22	65%	75%		
Q3 2021/22	65.8%	75%		
Q4 2021/22	65%	75%		
Annual				
	Value	Target	Status	Short Trend
2020/21	66%	75%		
2021/22	65%	75%		



### Category 1 Hazard Removal

**Description:** Number of private sector dwellings where Category 1 hazards are removed through Council intervention.  
 Hazards are identified following a HHSRS inspection of the property: category 1 hazards are a serious and immediate risk to a person's health and safety; category 2 hazards are less serious or less urgent. Local Authorities have a duty to remove all Category 1 hazards from the property and have a power to remove Category 2 hazards.  
 intervention



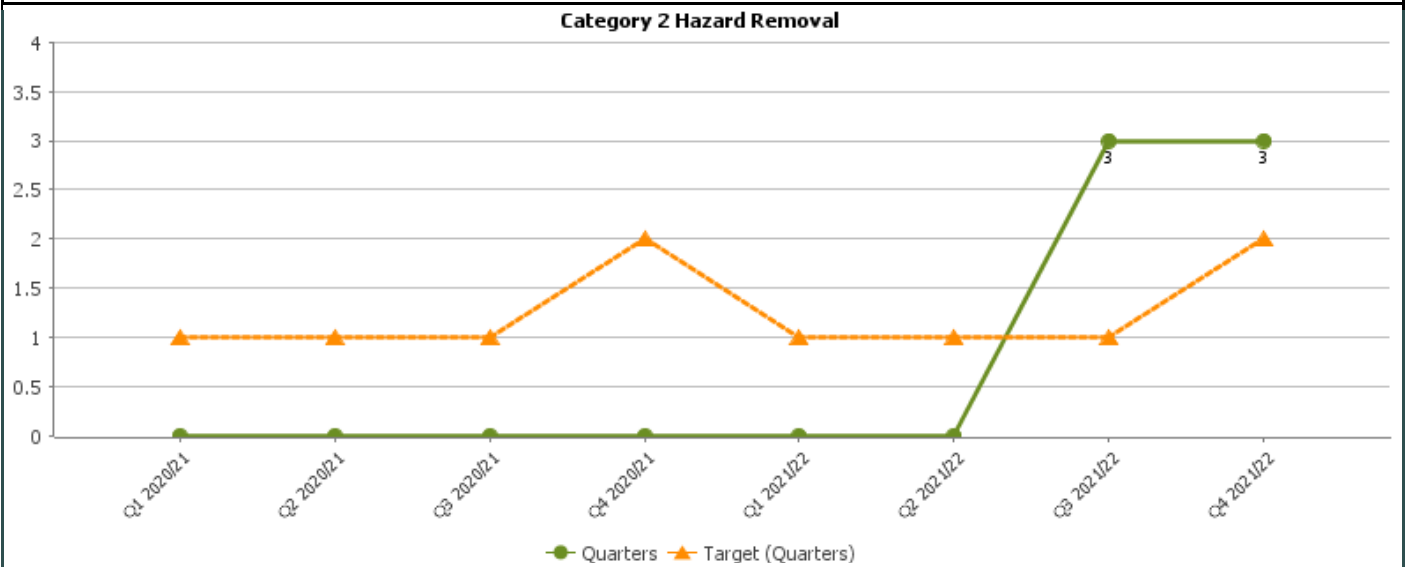
<b>RAG</b>		<b>Current Value</b>	3	<b>Sponsor</b>	Tom Mountford
Aim to Maximise		<b>Current Target</b>	1		

Quarter		
	Value	Target
Q4 2020/21	0	1
Q1 2021/22	0	1
Q2 2021/22	1	1
Q3 2021/22	4	2
Q4 2021/22	3	1

Annual				
	Value	Target	Status	Short Trend
2020/21	1	5		
2021/22	8	5		

## Category 2 Hazard Removal

**Description:** Number of private sector dwellings where Category 2 hazards are removed through Council intervention.  
 Hazards are identified following a HHSRS inspection of the property: category 1 hazards are a serious and immediate risk to a person's health and safety; category 2 hazards are less serious or less urgent. Local Authorities have a duty to remove all Category 1 hazards from the property and have a power to remove Category 2 hazards.

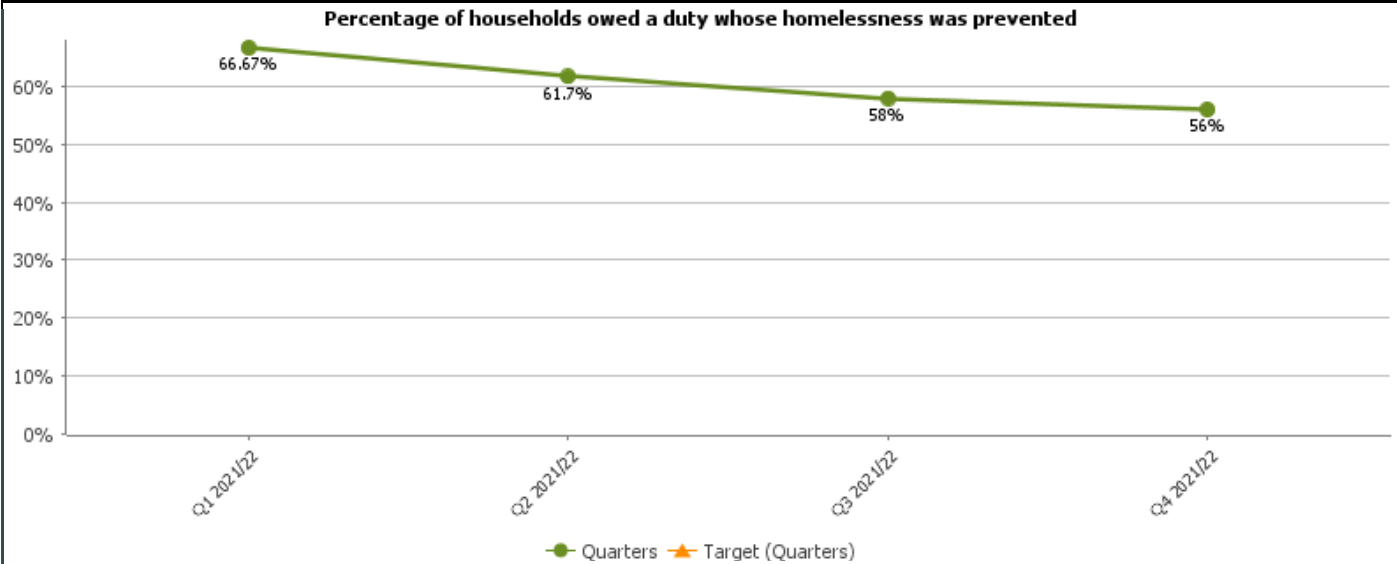


<b>RAG</b>		<b>Current Value</b>	3	<b>Sponsor</b>	Tom Mountford
Aim to Maximise		<b>Current Target</b>	2		

Quarter			Value	Target
Q4 2020/21			0	2
Q1 2021/22			0	1
Q2 2021/22			0	1
Q3 2021/22			3	1
Q4 2021/22			3	2
Annual				
	Value	Target	Status	Short Trend
2020/21	0	5		
2021/22	6	5		


### Percentage of households owed a duty whose homelessness was prevented

**Description:** The percentage of households where a homeless duty is owed and the case was successfully prevented from homelessness i.e. are sustained in present accommodation by negotiating with a landlord to keep a household in their present accommodation, providing a rent deposit.



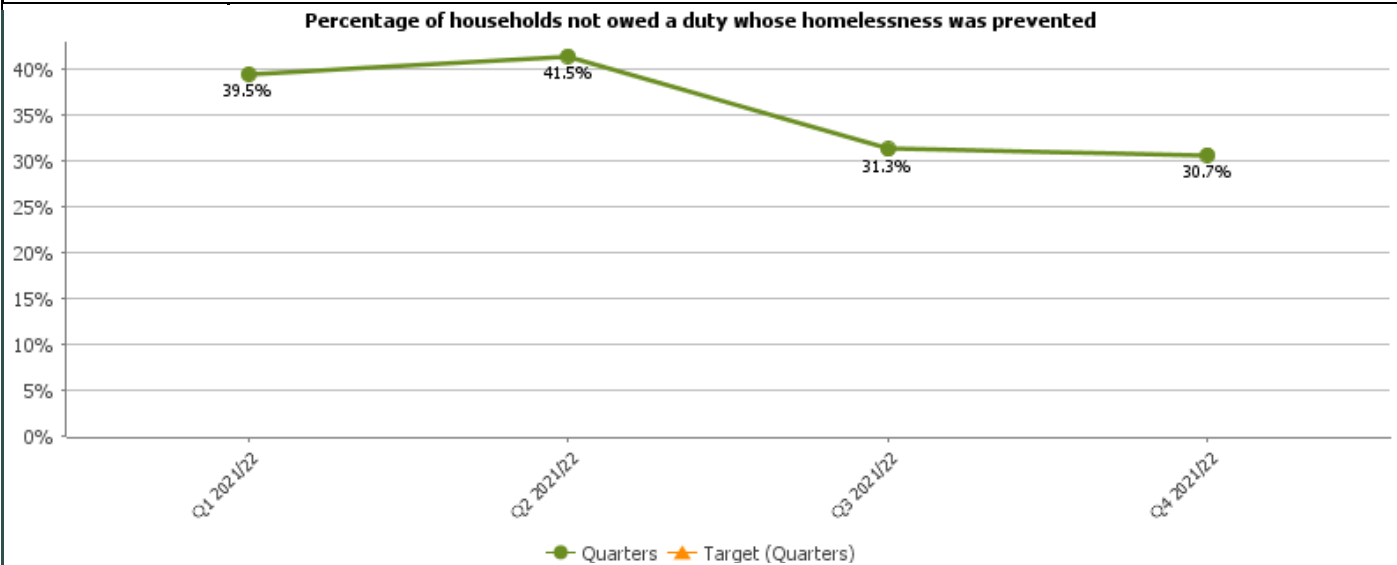
<b>RAG</b> 	<b>Current Value</b> 56%	<b>Sponsor</b> Tom Mountford
Aim to Maximise	<b>Current Target</b>	

The percentage of households that approached the Council and were owed a duty whose homelessness was prevented in quarter 4 was 56% which is a similar percentage to quarter 3, although slightly lower. It is more difficult to prevent homelessness in a quarter where the approaches are higher due to the increased workload for officers dealing with new cases. Out of 85 cases 48 were prevented from becoming homeless.

Quarter				
	Value	Target		
Q1 2021/22	66.67%			
Q2 2021/22	61.7%			
Q3 2021/22	58%			
Q4 2021/22	56%			
Annual				
	Value	Target	Status	Short Trend
2021/22	61%			n/a


## Percentage of households not owed a duty whose homelessness was prevented

**Description:** The percentage of households where a homeless duty is not owed and the case was successfully prevented from homelessness



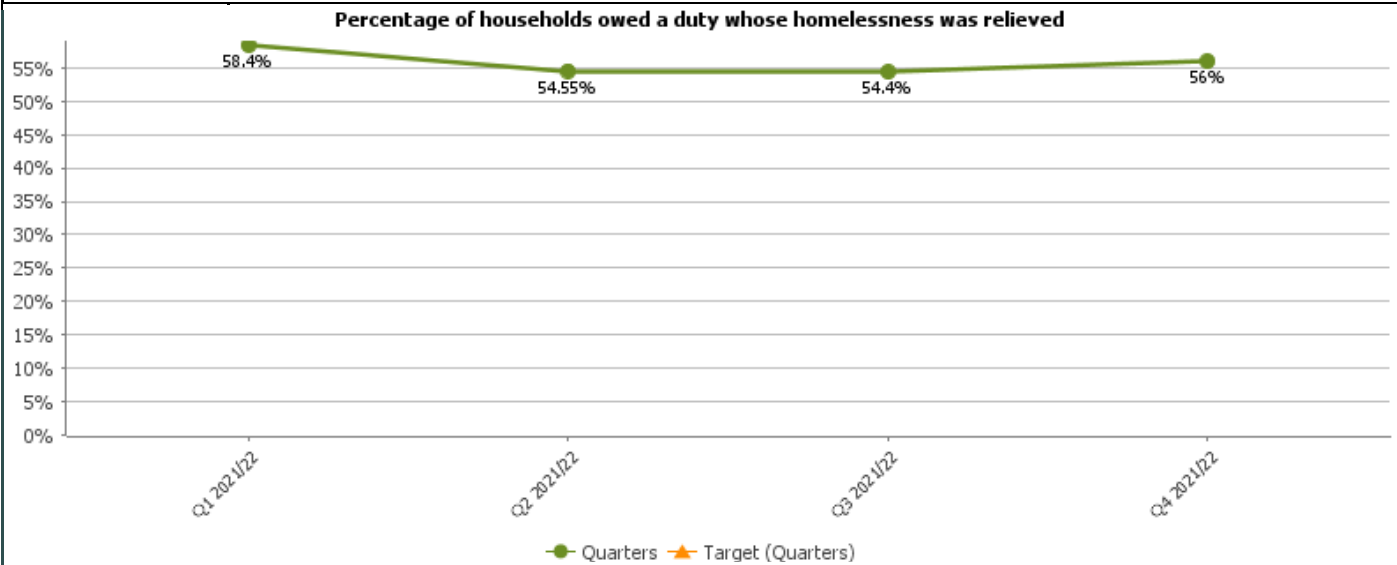
<b>RAG</b> 	<b>Current Value</b> 30.7%	<b>Sponsor</b> Tom Mountford
Aim to Maximise	<b>Current Target</b>	

This quarter shows a very small decrease in the number of households who were not owed a duty whose homelessness was prevented compared with Q3. This percentage equates to 39 out of 127 households. There were more preventions however due to the higher number of approaches the percentage is lower.

Quarter				
	Value	Target		
Q1 2021/22	39.5%			
Q2 2021/22	41.5%			
Q3 2021/22	31.3%			
Q4 2021/22	30.7%			
Annual				
	Value	Target	Status	Short Trend
2021/22	35.75%			n/a



## Percentage of households owed a duty whose homelessness was relieved

**Description:** When households are either already homeless when they approach the council or the LA cannot prevent their homelessness the Council has a 56 day duty to help relieve their homelessness. This is the percentage of households who are assisted by the Council to find alternative accommodation within this period LHAs are required to take reasonable steps for 56 days to help to relieve homelessness by helping the applicant to secure suitable accommodation. The reasonable steps would be similar to those provided at prevention stage, for example provision of a rent deposit for new accommodation or help with family mediation.



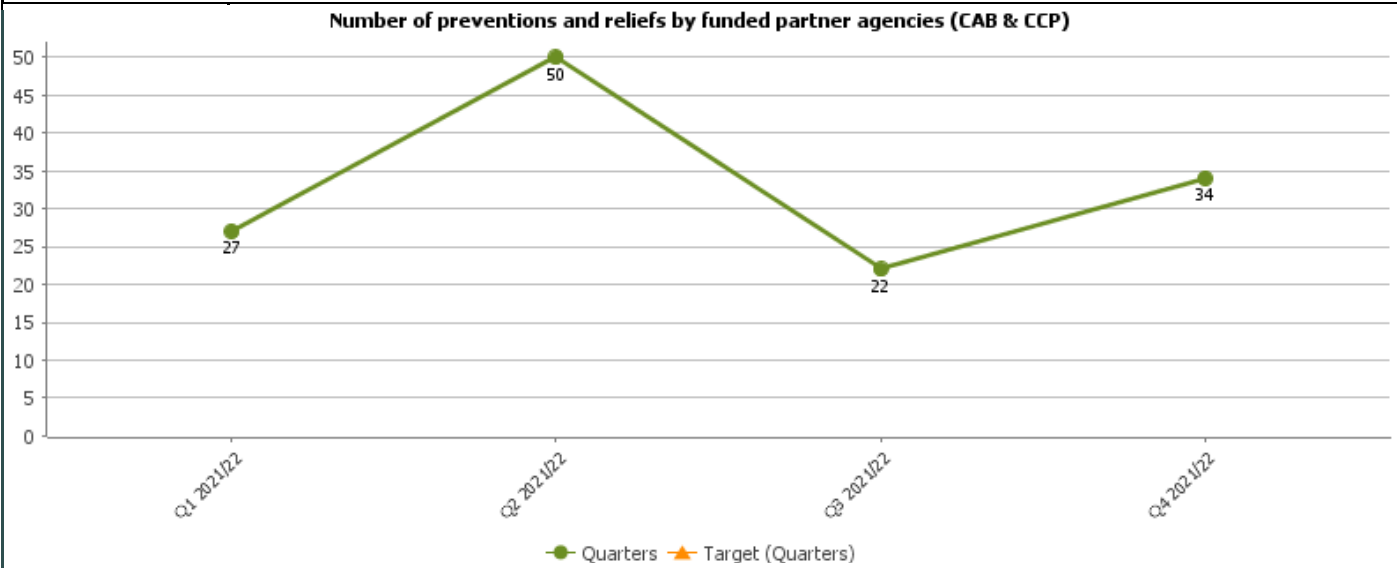
<b>RAG</b> 	<b>Current Value</b> 56%	<b>Sponsor</b> Tom Mountford
Aim to Maximise	<b>Current Target</b>	

The percentage of homeless household owed a duty whose homelessness was relieved was 56%, which is slightly higher than the last quarter. This equates to 70 out of 125.

Quarter				
	Value	Target		
Q1 2021/22	58.4%			
Q2 2021/22	54.55%			
Q3 2021/22	54.4%			
Q4 2021/22	56%			
Annual				
	Value	Target	Status	Short Trend
2021/22	55.8%			



### Number of preventions and reliefs by funded partner agencies (CAB & CCP)

**Description:** Outcomes achieved by grant funded Agencies supporting the Council to prevent and relieve homelessness



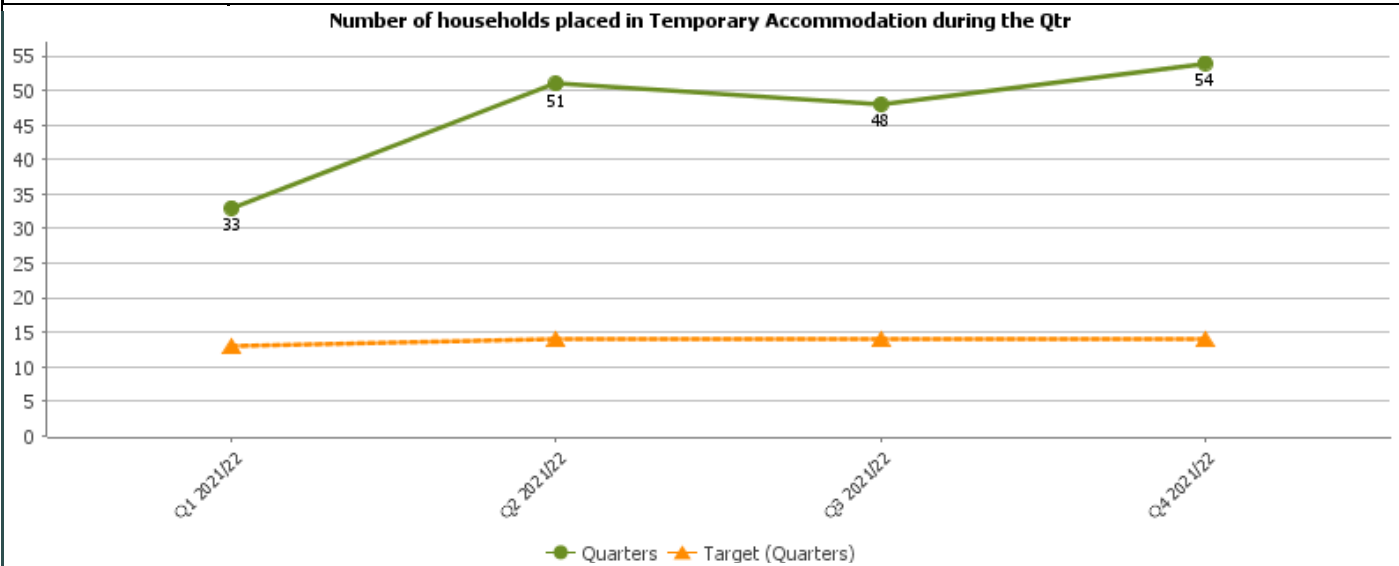
<b>RAG</b> 	<b>Current Value</b> 34	<b>Sponsor</b> Tom Mountford
Aim to Maximise	<b>Current Target</b>	

Of the 34 preventions and reliefs achieved by funded partner agencies, 16 were achieved by CCP and 18 were achieved by CAB.

Quarter				
	Value	Target		
Q1 2021/22	27			
Q2 2021/22	50			
Q3 2021/22	22			
Q4 2021/22	34			
Annual				
	Value	Target	Status	Short Trend
2021/22	133			

### Number of households placed in Temporary Accommodation during the Qtr

**Description:** The number of households placed into emergency/temporary homeless accommodation during the quarter. Households will remain in this accommodation for up to 56 days.



<b>RAG</b>		<b>Current Value</b>	54	<b>Sponsor</b>	Tom Mountford
	Aim to Minimise	<b>Current Target</b>			

The higher number of temporary accommodation placements in Q4 is due to the higher number of approaches.

Quarter				
	Value	Target		
Q1 2021/22	33			
Q2 2021/22	51			
Q3 2021/22	48			
Q4 2021/22	54			
Annual				
	Value	Target	Status	Short Trend
2021/22	186			