



Action Key		PI Key	
	Cancelled		Alert - > 10% off target
	Overdue		Warning - < 10% off target
	Some concerns - milestone(s) missed		OK - on or above target
	In Progress		Unknown
	Complete		Data Only

Communities Committee Performance Scorecard 2022/23

Projects & Actions
 Actions 0 1 5

- Development of Housing Enabling Strategy
- Community Engagement Strategy
- Community Committee Capital Projects
- Perdiswell Leisure Centre Floor Tiles
- Review of Temporary Accommodation processes
- Reduction in the number of individuals rough sleeping

Key PIs
 PIs 5 0 14 2

- Total number of crime incidents
- Number of anti-social behaviour (ASB) incidents
- No. of Worcester Community Grants awarded
- No. of Community events supported
- Number of ABCD conversations
- Find It Do It Worcester
- Number of affordable housing completions
- % of HMO's licensed
- % of people owed a main housing duty
- % of successful homelessness preventions
- % of successful homelessness reliefs completed
- Total no. of households placed in B&B
- Total no. of nights in B&B
- No. of children placed in B&B accommodation
- Number of households placed in Temporary Accommodation
- Category 1 Hazard Removal
- Category 2 Hazard Removal
- Active participation at leisure centres
- Number of sport and play activities participants
- Tennis in Parks - Participation for free
- Tennis in Parks - Paid for Participation


**Communities Committee
Performance Report**







Communities Projects and Actions 2022/23

Action Status	
	Cancelled
	Overdue; Neglected
	Unassigned; Check Progress
	Not Started; In Progress; Assigned
	Completed

Development of Housing Enabling Strategy	
Ark have concluded the review of Council Led Housing Development/ Housing Enabling which will be reported back to Communities Committee in June 2022 following the All Member briefing on 25th May 2022. There are a number of quick wins that Officers intend to progress with medium to long term options to be built into a Worcester City Council Housing Enabling Strategy that intends to be developed subject to Member endorsement.	Sponsor Lloyd Griffiths
	Due Date 31-May-2022
	Original Due Date 31-May-2022
	Current Status
	Expected Outcome
Community Engagement Strategy	
All Member briefing note drafted for circulation on 6th July 2022.	Sponsor Tom Mountford
	Due Date 30-Mar-2023
	Original Due Date 30-Mar-2023
	Current Status
	Expected Outcome
Community Committee Capital Projects	
There are no capital project business case proposals to be brought to Communities Committee in Q1. Work will continue to consider proposals for capital budget allocations and brought to future Communities Committee's for consideration.	Sponsor Lloyd Griffiths
	Due Date 30-Mar-2023
	Original Due Date 30-Mar-2023
	Current Status
	Expected Outcome

Perdiswell Leisure Centre Floor Tiles	
The project remains on budget and to time up to the end of the Q1 period. (The facility is due to re-open on 12/09/22 at present)	Sponsor Lloyd Griffiths
	Due Date 30-Sep-2022
	Original Due Date 30-Sep-2022
	Current Status 
	Expected Outcome

Review of Temporary Accommodation processes	
Initial work undertaken to review TA processes with some processes updated to improve efficiencies including the implementation of auto bidding for applicants in TA. Internal audit will be undertaking a review of processes & this will help to inform subsidy loss processes.	Sponsor Lloyd Griffiths
	Due Date 31-Dec-2022
	Original Due Date 31-Dec-2022
	Current Status 
	Expected Outcome 

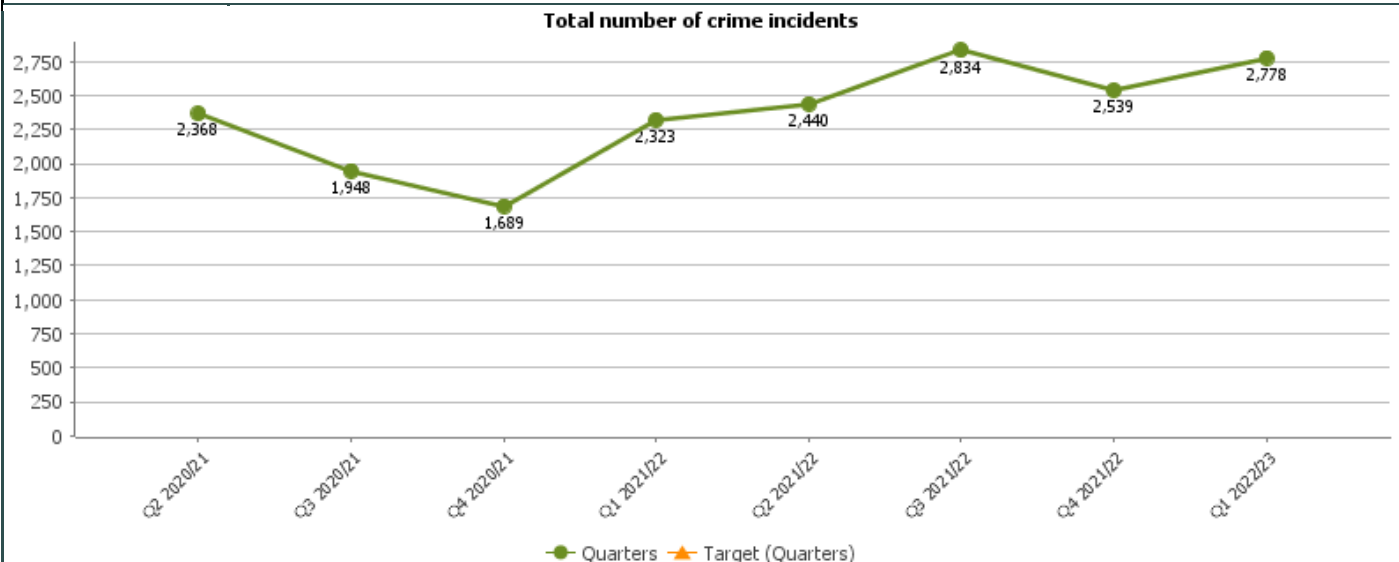
Reduction in the number of individuals rough sleeping	
<p>ITT project has been recruited to with two new staff members who have taken on a case load and are working with customers</p> <p>Relevant stakeholders have been met with regarding the pilot program and how this will be implemented.</p> <p>Bespoke funding package to be allocated and complete actions plans developed on how this money to be utilized to address needs of most entrenched rough sleepers.</p>	Sponsor Tom Mountford
	Due Date 31-Mar-2023
	Original Due Date 31-Mar-2023
	Current Status 
	Expected Outcome 

Communities Key Performance Indicators 2022/23

PI Status	
	Alert
	Warning
	OK
	Unknown
	Data Only

Total number of crime incidents

Description: Total number of recorded crimes reported to West Mercia Police within Worcester

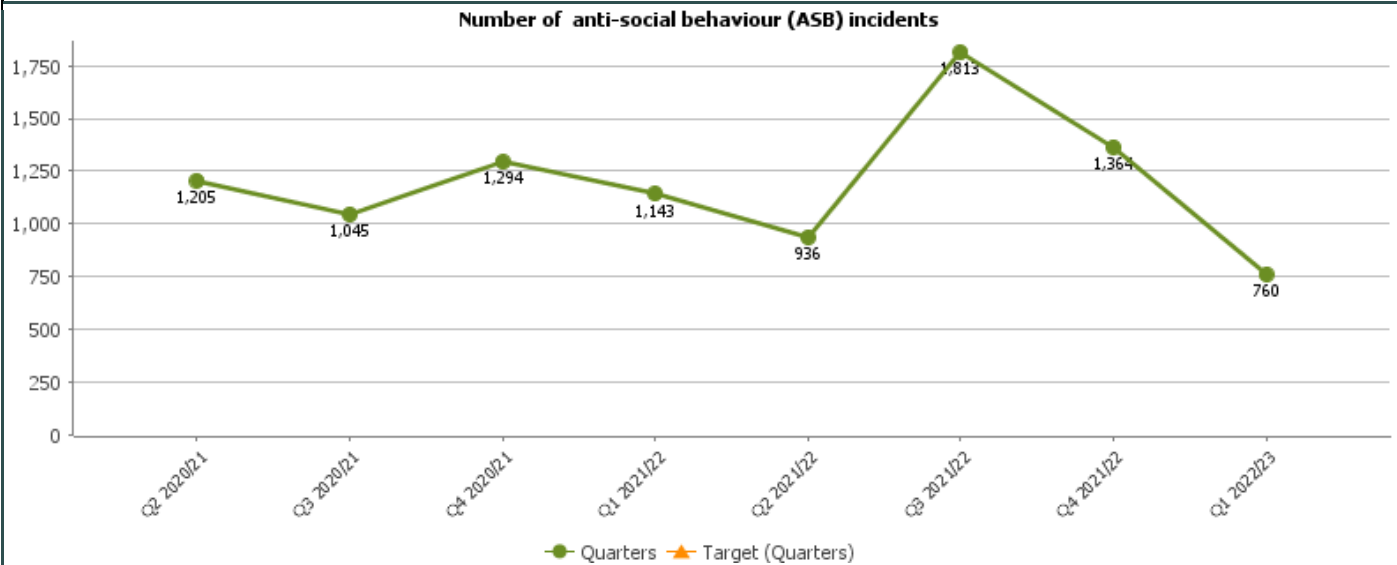


RAG		Current Value 2,778	Sponsor Tom Mountford
Aim to Minimise		Current Target	

These are the total number of crime figures for April, May and June 2022. The volume of offences for the quarter increased when compared with the same period two years ago. Some of this increase can be attributed to changes in way Police officers are recording crime compared to anti-social behaviour. Crime types and rates are used to inform the South Worcestershire Community Safety Partnership Action Plan. To deliver on the plan Council officers work alongside the Police and partner agencies to respond to local issues and promote services available to residents.

Number of anti-social behaviour (ASB) incidents

Description: Number of recorded anti-social behaviour incidents reported to West Mercia Police within Worcester.



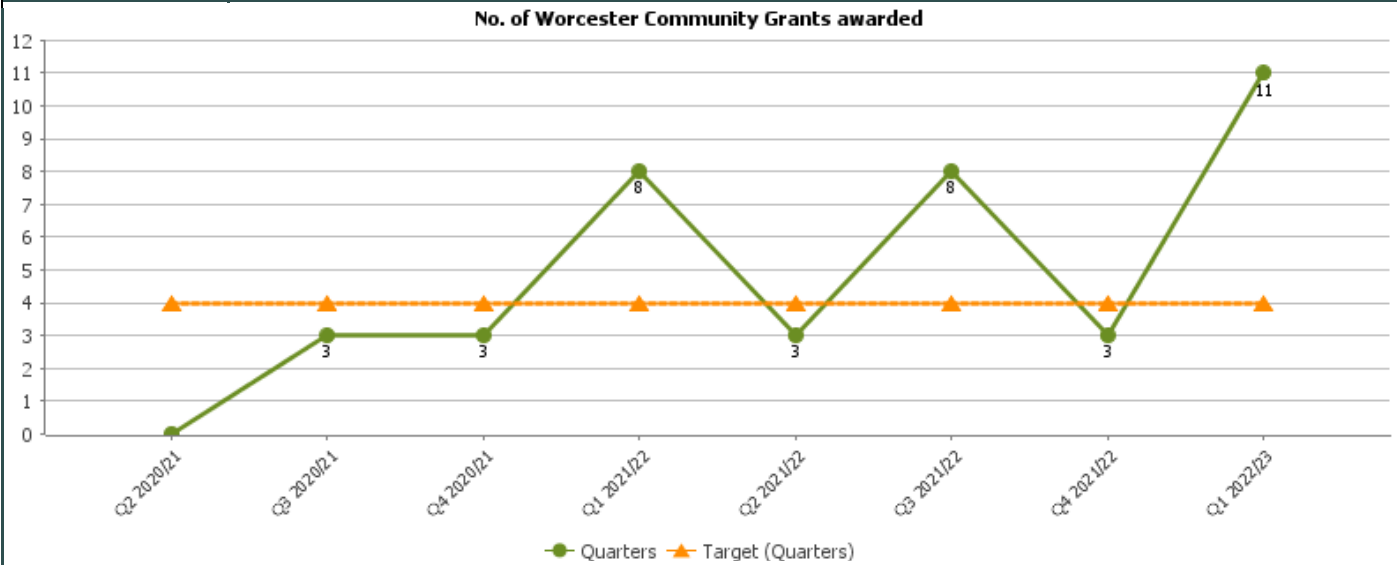
RAG 	Current Value 760	Sponsor Tom Mountford
Aim to Minimise	Current Target	

The total recorded number of ASB incidents during April, May and June is less when compared to the same period over the previous two years. This is explained in part by a change in the way Police officers are recording incidents. In response to Home Office guidance incidents which would have been recorded as anti social behaviour in the past are now recorded as crime.

Worcester City Council has worked with partners to respond to reported instances of ASB. Officers are supporting and reassuring residents who report localised issues and are working with partner organisations to support vulnerable individuals.

No. of Worcester Community Grants awarded

Description: Worcester City Council recognises the importance of volunteering in building strong and connected communities. The PI monitors the number of local organisations awarded Community Grants; One Worcester Community Grants - open to community groups and voluntary sector organisations working across the city of Worcester. Up to £5,000 in match funding is available from this grant.



RAG		Current Value	11	Sponsor	Tom Mountford
	Aim to Maximise	Current Target	4		

11 applications successful for Q1

- 1) Redgate Sports - delivering sports sessions to disadvantaged children.
- 2) St Wulstans Church - memorial garden within the church's grounds to remember loved ones post covid.
- 3) Worcester Community Garden - community garden to grow vegetable's in a sustainable way.
- 4)The Good soil project - create a communal garden space for residents to spend time engaging with each other.
- 5) Sight Concern - accessible opportunities for visually impaired in the city of Worcester.
- 6) Hope Church Worcester - The Granary Community Cafe supporting the community creating a space people can come together and share time.
- 7) Worcester Snoezelen - multi-sensory leisure therapy for people with disabilities and additional needs.
- 8) Wednesday Lunch Club - support towards replacing main piece of equipment that provides nutritious hot meals for senior people.

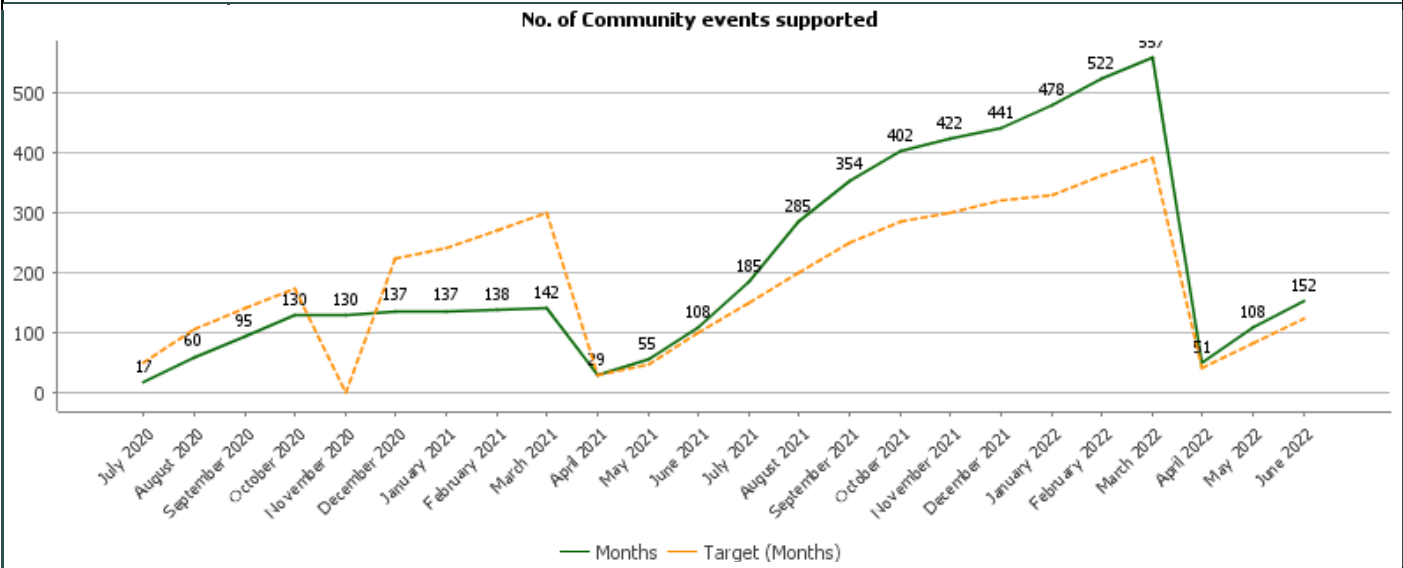
9) Worcester Carnival - held Saturday 2nd July, free event to celebrate Worcester and its community.

10) St Nicholas Church - celebrate the Jubilee, games, crafts and music

11) Behind the Smile - providing support for those bereaved by suicide. Founded by parents who's son took his own life after many years of mental health problems.

No. of Community events supported

Description: Number of events in community venues supported by the community engagement team - includes weekly walks



RAG		Current Value	152	Sponsor	Tom Mountford
	Aim to Maximise	Current Target	125		

44 events occurred on public green space during May 2022

Number of ABCD conversations

Description: Asset Based Community Development Outcomes (No of conversations, groups formed etc). Increasing community awareness and engagement in services.

Insufficient data for chart

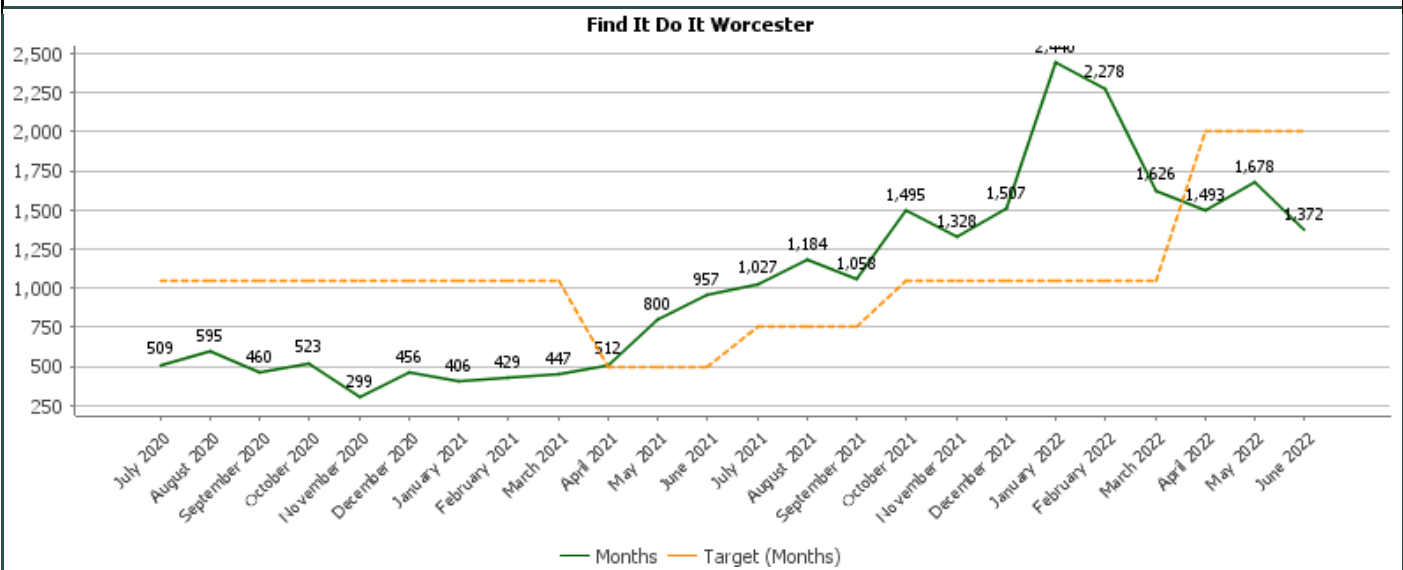
RAG	✔	Current Value	337	Sponsor	Tom Mountford
	Aim to Maximise	Current Target	40		

New PI. The Community Engagement Team have held 337 meaningful ABCD conversations during Q1.

April 68 / May 101 / June 168
Total 337

Find It Do It Worcester

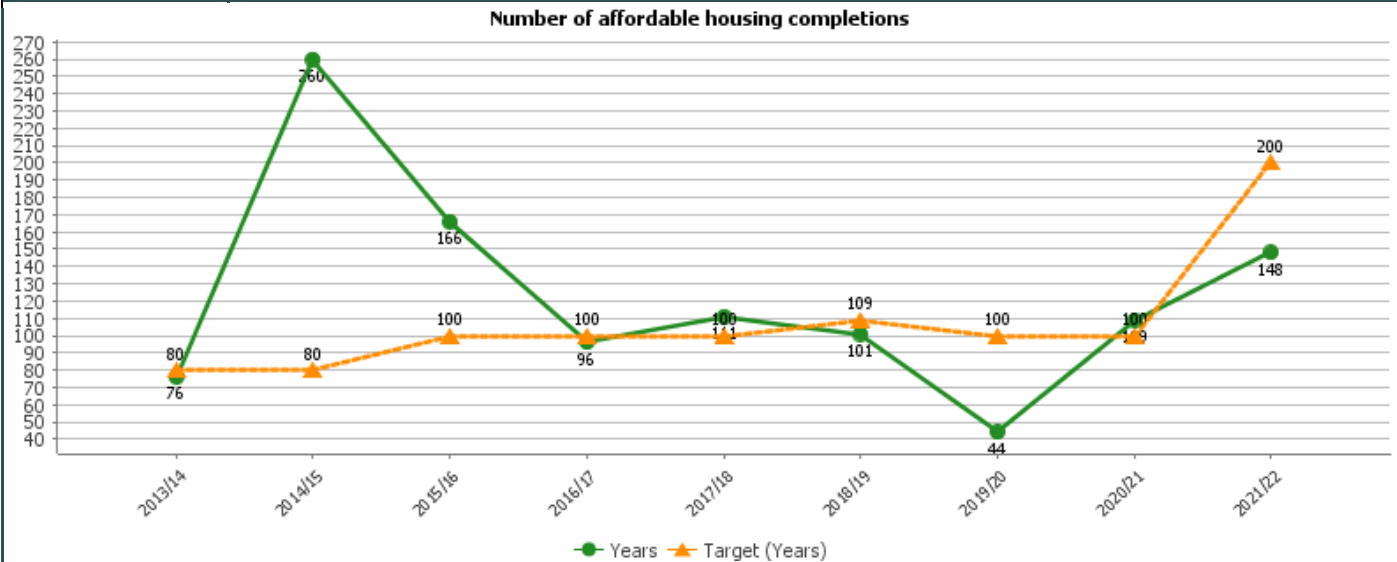
Description: Number of unique visits to Find It Do It Worcester



RAG	⬮	Current Value	1,372	Sponsor	Tom Mountford
	Aim to Maximise	Current Target	2,000		

Number of affordable housing completions

Description: The number of new units of affordable housing completed. This includes both new build units and units purchased off the open market by housing providers for the provision of affordable housing.

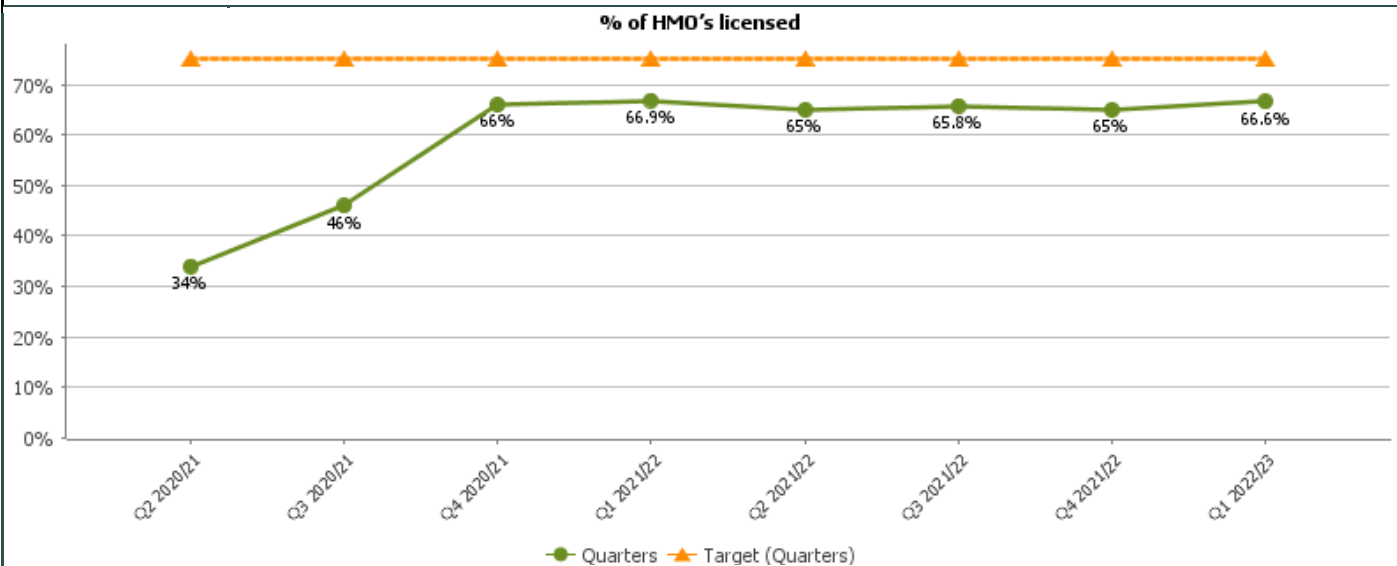


RAG		Current Value	148	Sponsor	Tom Mountford
	Aim to Maximise	Current Target	200		

Annual PI. 148 units completed in 2021/22. 21 completions completed so far in 22/23

% of HMO's licensed

Description: The total number of HMOs licensed as a percentage of the total number of suspected HMOs in the city.



RAG		Current Value	66.6%	Sponsor	Tom Mountford
	Aim to Maximise	Current Target	75%		

% of people owed a main housing duty

Description: Percentage of people who approaches as homeless where a main housing duty is owed towards them due to their homeless not being able to be prevented or relieved.

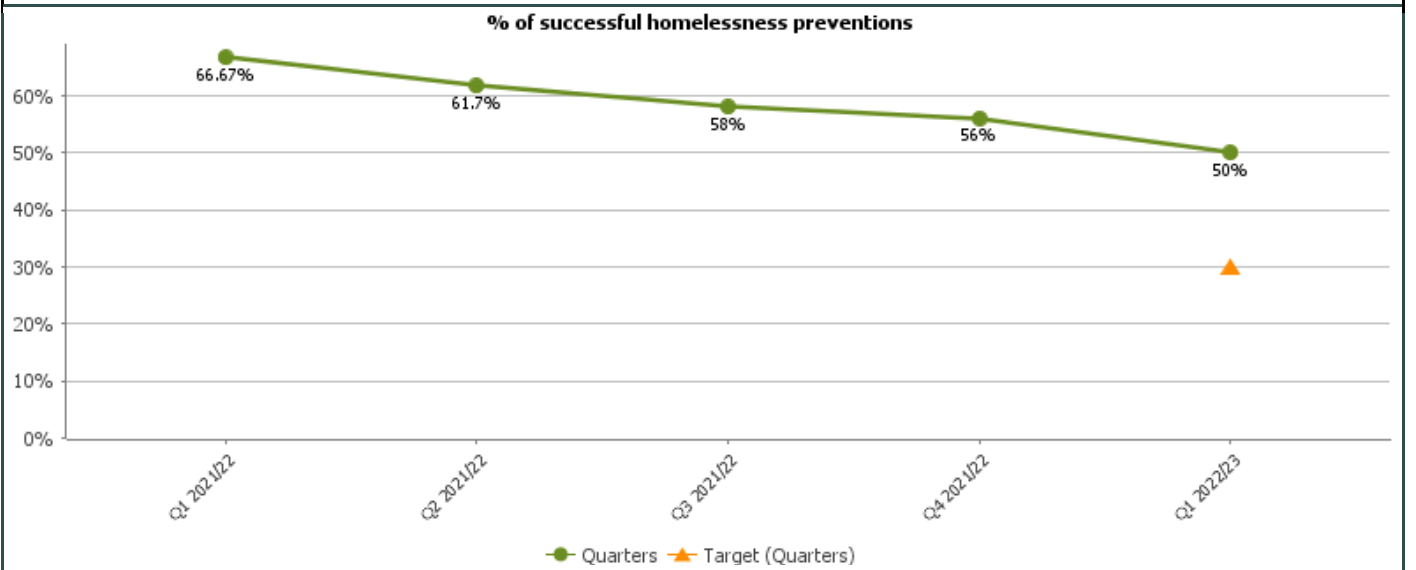
Insufficient data for chart

RAG		Current Value	13%	Sponsor	Tom Mountford
	Aim to Minimise	Current Target	10%		

Out of 170 closed cases there were 22 closed in main duty during the quarter.

% of successful homelessness preventions

Description: Percentage of homelessness approaches where their homelessness has been prevented for households that are owed a duty.

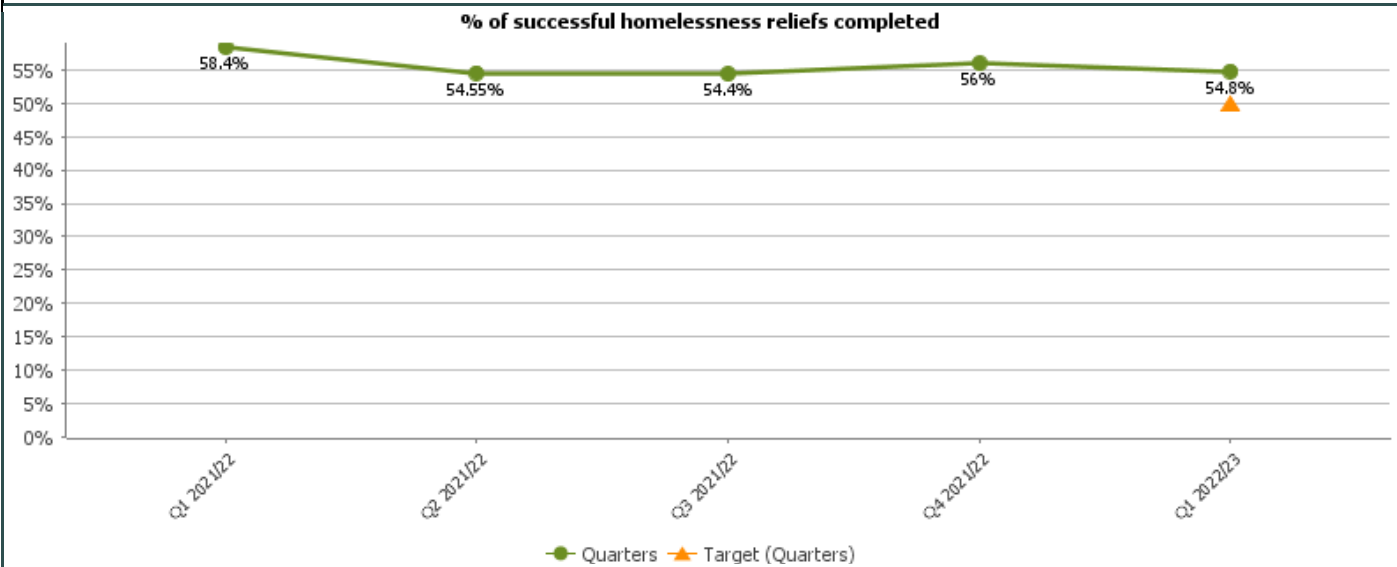


RAG		Current Value	50%	Sponsor	Tom Mountford
	Aim to Maximise	Current Target	30%		

45 out of 90 cases were successfully prevented during the quarter. These cases were eligible for assistance and threatened with homelessness. Typical prevention methods include negotiating with existing landlords, finding alternative accommodation in the private rented sector or social housing, negotiating with friends and family or helping to pay off rent arrears via spend to save.

% of successful homelessness reliefs completed

Description: Percentage of homelessness approaches where their homelessness has been relieved where households are owed a duty.



RAG	✔	Current Value	54.8%	Sponsor	Tom Mountford
	Aim to Maximise	Current Target	50%		

84 out of 146 cases closed after prevention duty ended were successfully relieved. These cases were eligible for assistance and homeless.


Total no. of households placed in B&B


Description: Total number of households placed in B&B accommodation within the quarter

Insufficient data for chart

RAG	✔	Current Value	29	Sponsor	Tom Mountford
	Aim to Minimise	Current Target	45		

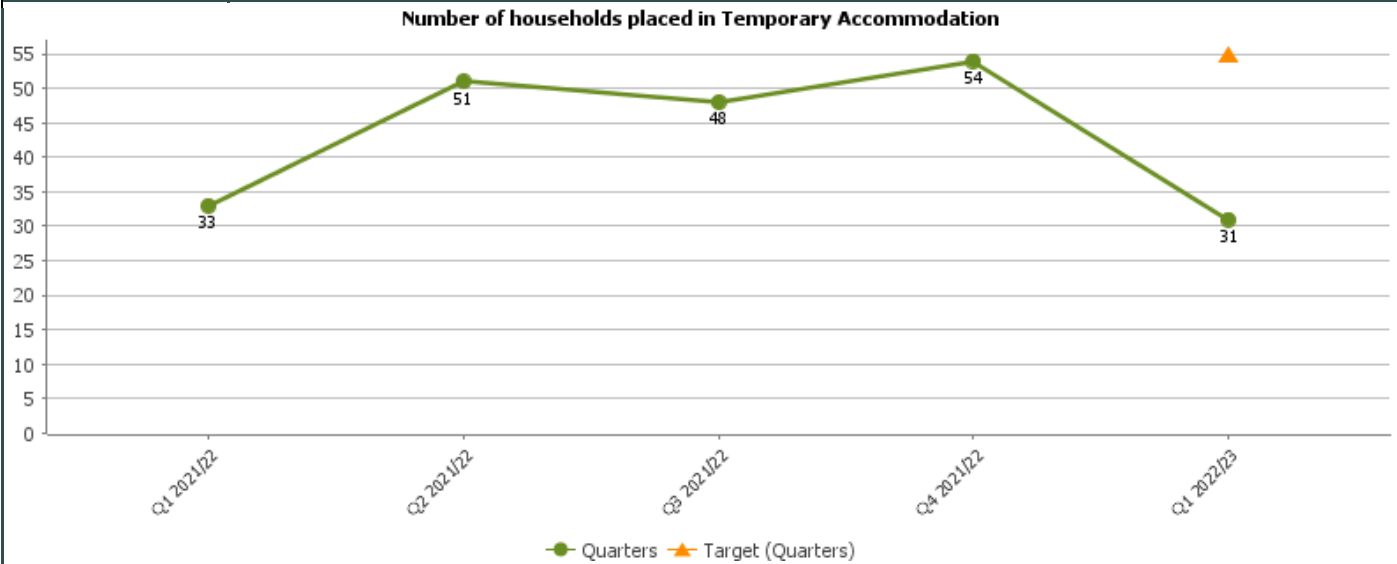
This is a new PI to record the number of households placed in Bed and Breakfast during the quarter.

Total no. of nights in B&B			
Description: Total number of nights spent in B&B accommodation within the quarter			
Insufficient data for chart			
RAG		Current Value	2,187
	Aim to Minimise	Current Target	1,260
Sponsor Tom Mountford			
New PI. There were 2187 nights spent in B&B by households between 1st April 2022 and 30th June 2022. The average being 75 nights.			

No. of children placed in B&B accommodation			
Description: Total number of children placed in B&B accommodation within the quarter			
Insufficient data for chart			
RAG		Current Value	13
	Aim to Minimise	Current Target	25
Sponsor Tom Mountford			
New PI.			

Number of households placed in Temporary Accommodation

Description: The number of households placed into emergency/temporary homeless accommodation during the quarter. Households will remain in this accommodation for up to 56 days.

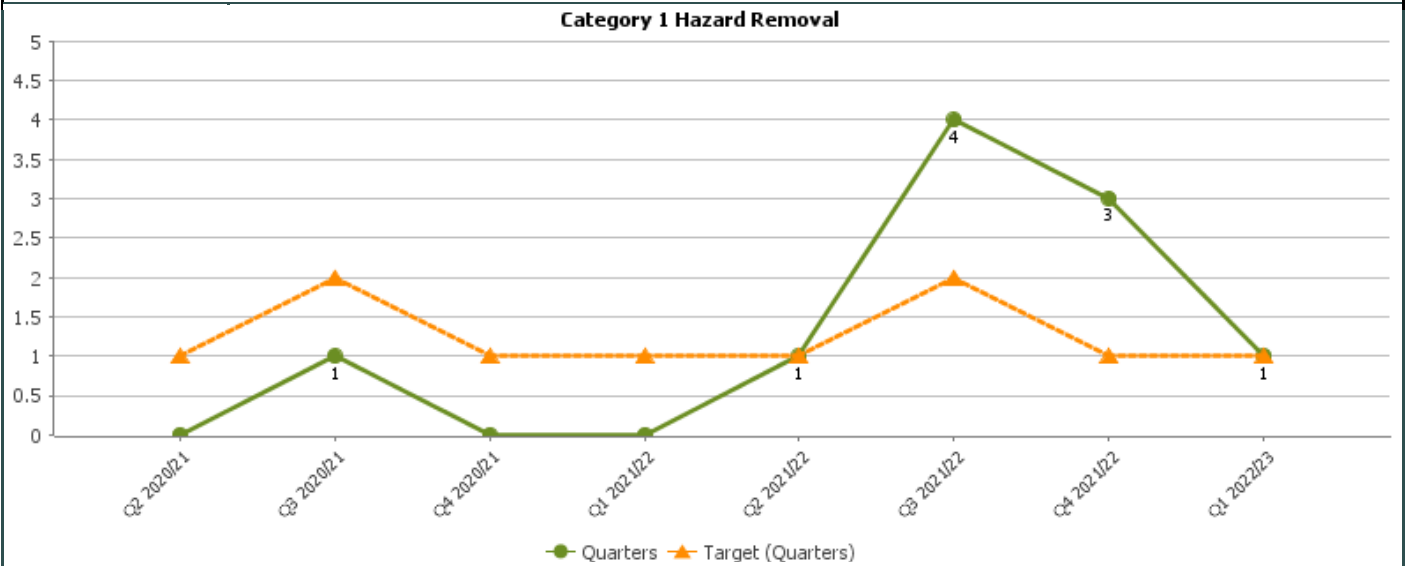


RAG	✔	Current Value	31	Sponsor	Tom Mountford
		Current Target	55		

The total number of households placed in temporary accommodation has reduced this quarter compared to the last two quarters, although it is similar to Q1 last year. The number of households in temporary accommodation remains high however due to there being a slow turn around of properties that have been offered to households in temporary accommodation by Housing Associations.

Category 1 Hazard Removal

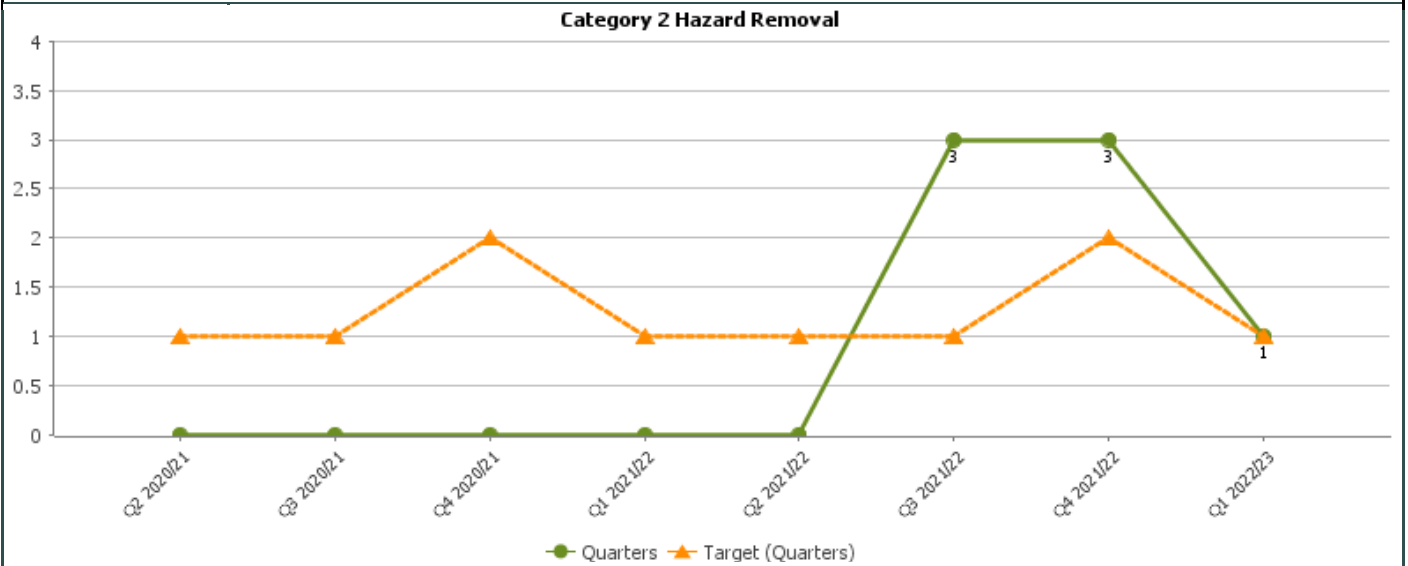
Description: Number of private sector dwellings where Category 1 hazards are removed through Council intervention.
 Hazards are identified following a HHSRS inspection of the property: category 1 hazards are a serious and immediate risk to a person's health and safety; category 2 hazards are less serious or less urgent. Local Authorities have a duty to remove all Category 1 hazards from the property and have a power to remove Category 2 hazards.



RAG		Current Value	1	Sponsor	Tom Mountford
	Aim to Maximise	Current Target	1		

Category 2 Hazard Removal

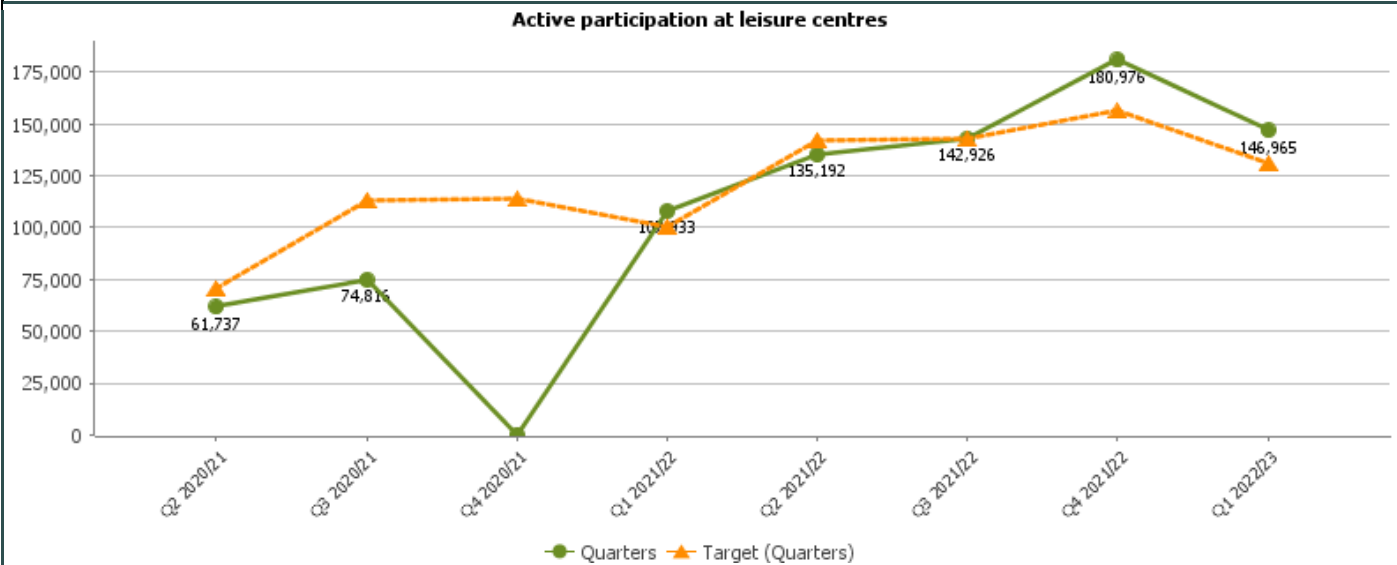
Description: Number of private sector dwellings where Category 2 hazards are removed through Council intervention.
 Hazards are identified following a HHSRS inspection of the property: category 1 hazards are a serious and immediate risk to a person's health and safety; category 2 hazards are less serious or less urgent. Local Authorities have a duty to remove all Category 1 hazards from the property and have a power to remove Category 2 hazards.



RAG	✔	Current Value	1	Sponsor Tom Mountford
		Current Target	1	
Aim to Maximise				

Active participation at leisure centres

Description: Active participation at Perdiswell, St. Johns, Nunnery Wood leisure centres (and Worcester Pool previously)

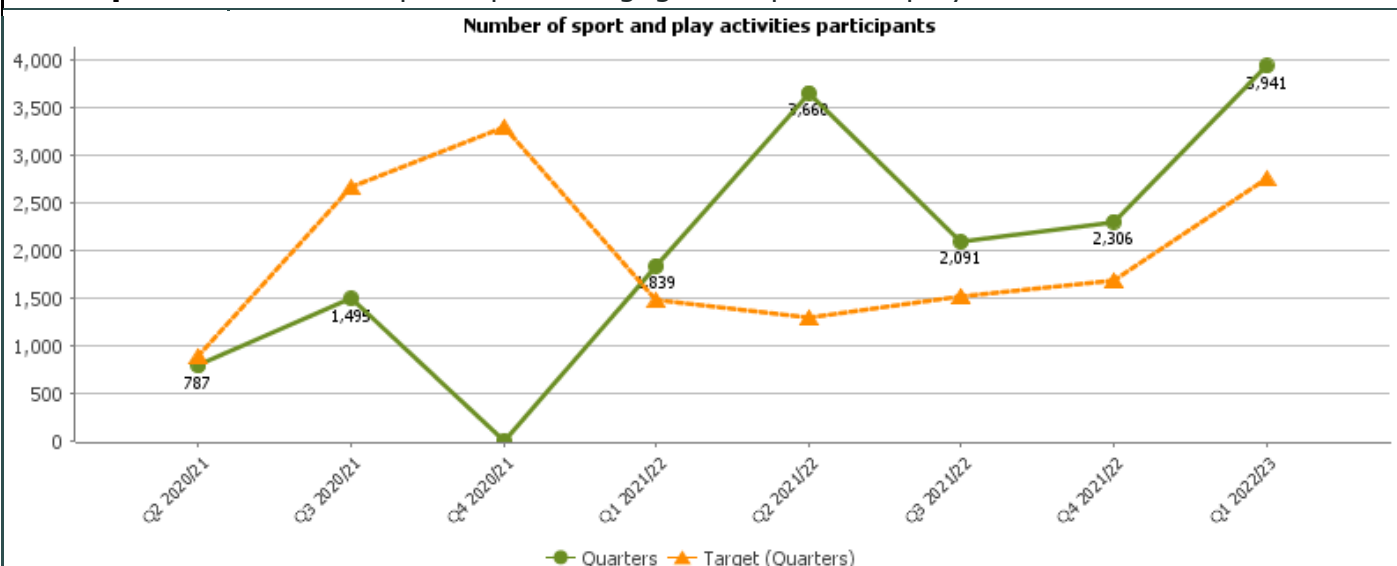


RAG	✔	Current Value	146,965	Sponsor	Lloyd Griffiths
	Aim to Maximise	Current Target	131,393		

The leisure contract achieved Q1 active participation target with a surplus of 15,572 visits. Freedom Leisure saw a net gain of 106 members across the contract and their recovery rate for memberships is now 88%. The learn to swim programme finished on 20th June due to the refurbishment of the swimming pool and changing village tiles. The programme ended with 2,276 members, which was a loss of 268 when compared to Q4. Despite the 12-week closure, in partnership with WCC, Freedom have been able to offer over 1,500 children the opportunity to continue swimming lessons at local venues across Worcester. Over 650 children took up this opportunity whilst the remainder have frozen their membership during the closure period.

Number of sport and play activities participants

Description: Number of participants engaged in sport and play activities

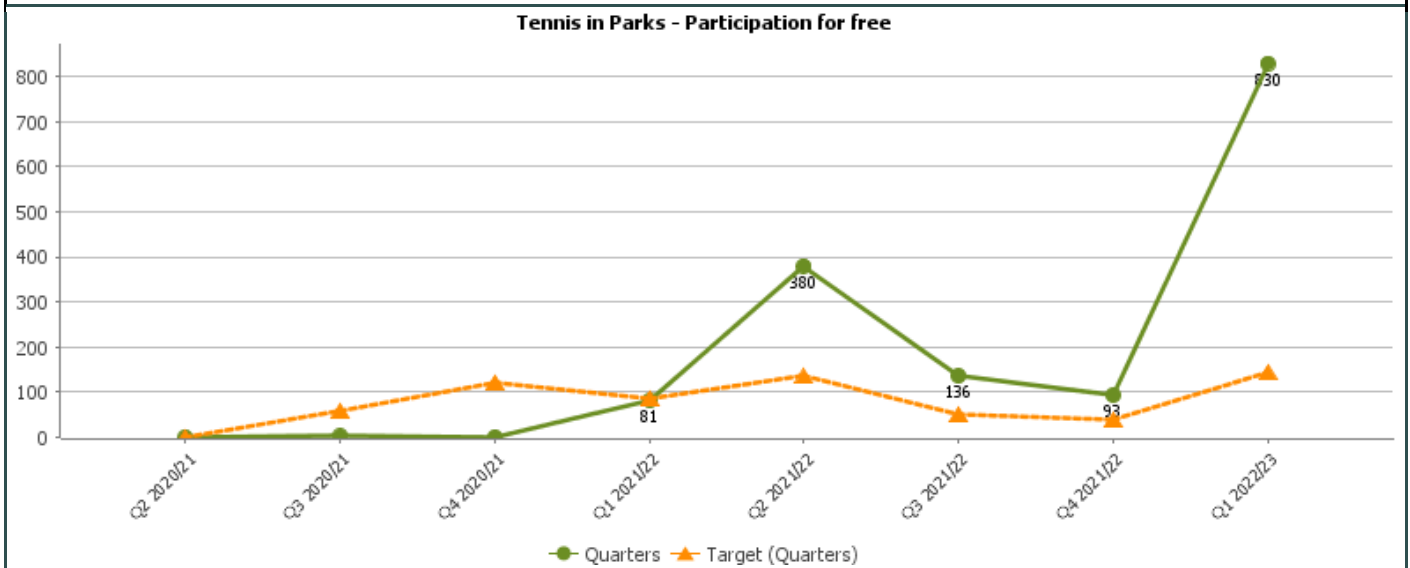


RAG	✔	Current Value	3,941	Sponsor	Lloyd Griffiths
	Aim to Maximise	Current Target	2,759		

ACW finished Q1, 1,182 over target. Q1 was a successful quarter for the team which saw them continue to grow the service despite being short on coaches. They continued with all of their active ageing, youth sport, inclusive sport and health programmes but managed to secure more after school delivery to the programme offering 9 after school clubs a week. Throughout Q1 they delivered 2 multi sports programmes, albeit shorter programmes due to bank holidays and achieved participation of just under 400 across both programmes. In addition they attended 6 community events and engaged with over 800 participants.

Tennis in Parks - Participation for free

Description: The number of free participations in Tennis in Parks

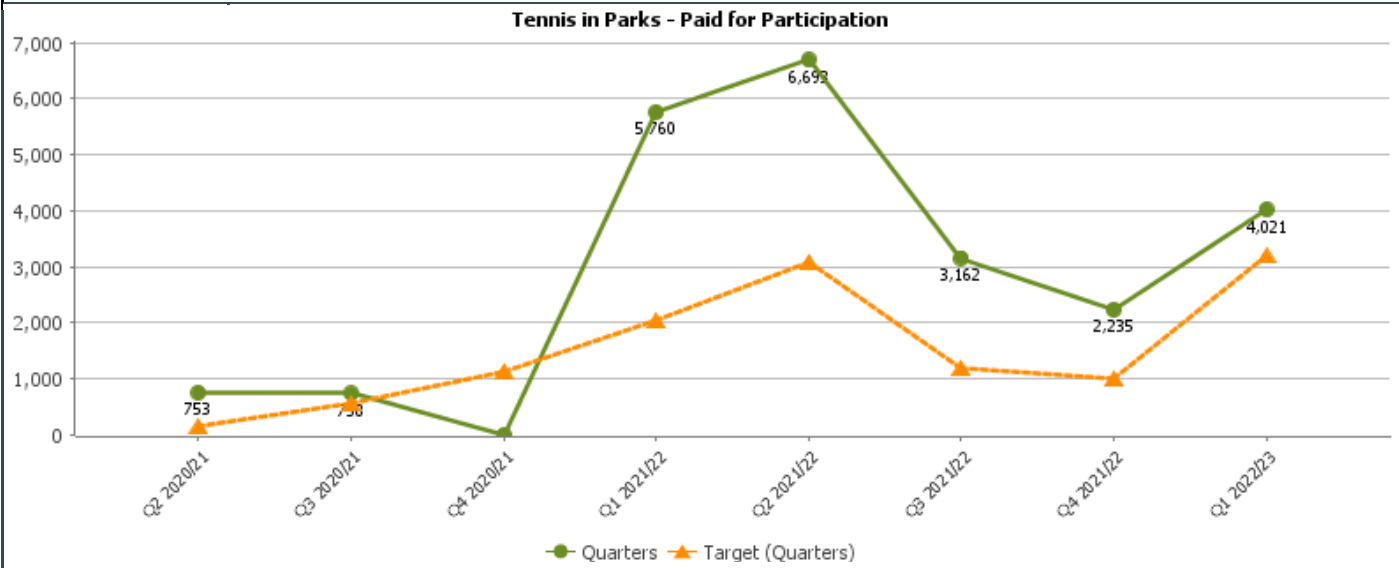


RAG	✔	Current Value	830	Sponsor	Tom Mountford
	Aim to Maximise	Current Target	144		

Freedom Leisure exceeded their Free tennis participation target by 686. This was helped by the fact that in partnership with the City Council they launched the "Are you Wimbledon Ready?" campaign where for 2 weeks throughout June, at set times, they opened up all 5 courts at Cripplegate Park free of charge for everyone. This alone reached active participation levels of 648.

Tennis in Parks - Paid for Participation

Description: The total number of paid for participants in Tennis in Parks



RAG		Current Value	4,021	Sponsor	Tom Mountford
	Aim to Maximise	Current Target	3,201		

Paid active participation for Tennis finished the Q1 period with a surplus against target of 820. Adult lessons continued to be well attended with the most popular sessions proving to be Cardio tennis and Improvers tennis. Walking tennis at both PLC and Cripplegate Park continued to be popular with many attendees being regulars at some of the active communities walking sports sessions.